

BioEnt – Early Season Survey Gary Manley 269-273-7070 or 269-816-1080

Seed Corn Corn Soybeans Wheat Green Beans

Date 7/2/2021

Field Name/Number TIR1 Grower msy

Growth Stage 16

General Appearance good Size 10-12" Variance good

Leaf Color good Variance good

Plant Population _____ Soil Moisture 0-12 70+

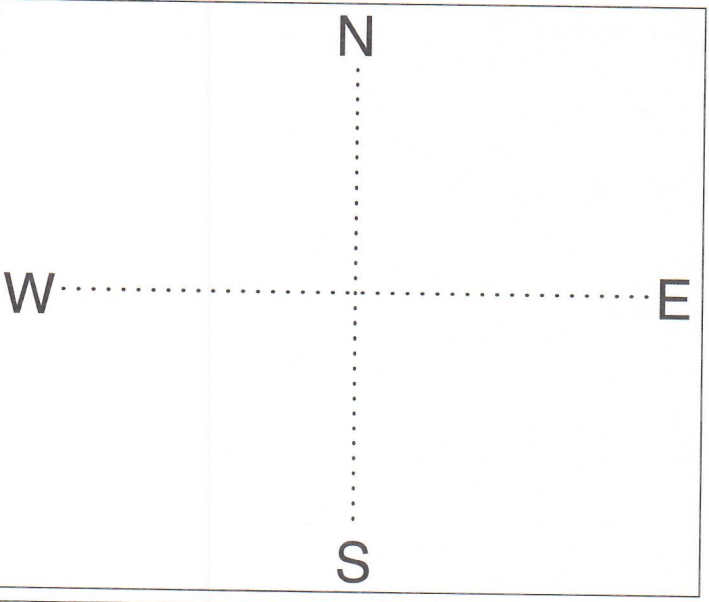
12-24 80+ 24+ 80+ %AWC _____

Vigor: Good OK Poor General Spotty
Stress: Heat Moisture Nitrogen General Spotty
Stress-Chlorophyll: None Low High General Spotty
Weed Control: Good OK Poor Spotty Dense Spots
 Grasses Broadleaves Perennials

ACTION:
 None Required
 Watch
 Yes, see comments

Comments:
Early flowers
Scattered deer feeding on leaves,

- | | |
|--|--|
| <input type="checkbox"/> Annual Grasses AG | <input type="checkbox"/> Pigweed RRP |
| <input type="checkbox"/> Foxtail F | <input type="checkbox"/> Horsenettle HN |
| <input type="checkbox"/> Panicum -Fall FP | <input type="checkbox"/> Bindweed -Field FBW |
| <input type="checkbox"/> Quack grass QG | <input type="checkbox"/> Bindweed -Hedge HBW |
| <input type="checkbox"/> Wirestem Muhly WM | <input type="checkbox"/> Smartweed -Penn. PSM |
| <input type="checkbox"/> Maretail MT | <input type="checkbox"/> Smart -Swamp SSM |
| <input type="checkbox"/> Crabgrass CG | <input type="checkbox"/> Dogbane -Hemp HDB |
| <input type="checkbox"/> Johnsongrass JG | <input type="checkbox"/> Lambsquarter LQU |
| <input type="checkbox"/> Shattercane SCA | <input type="checkbox"/> Ragweed CRAG |
| <input type="checkbox"/> Nutsedge NS | <input type="checkbox"/> Ragweed -Giant GRAG |
| <input type="checkbox"/> Winter Annuals WA | <input type="checkbox"/> Dock -Curly CD |
| <input type="checkbox"/> Chickweed CW | <input type="checkbox"/> Nightshade -Black BNS |
| <input type="checkbox"/> Biannuals WB | <input type="checkbox"/> Jimsonweed JW |
| <input type="checkbox"/> Cover Crop CC | <input type="checkbox"/> Canada Thistle CTH |
| <input type="checkbox"/> Velvetleaf VL | <input type="checkbox"/> Yellow Rocket YR |
| <input type="checkbox"/> Cocklebur CBUR | <input type="checkbox"/> Perennials P |
| <input type="checkbox"/> Milkweed CM | <input type="checkbox"/> Pokeweed PW |



Germination No 1/4" Root Spike PE
 Emergence Breaking VC / V1
 Nutrient Deficiency Spots General _____
 Soil Compaction: Soil Surface:
 Spots General Hard Crusted
 Standing Water Small Spots Large Spots
 Herbicide damage Emergence stress
 Physiological Disorder in Corn Yellowish whorl
 Buggywip Stalk bending Twisted whorl
 Doubles _____ %
 Density _____ Variance _____
 Growth good Variance good
 Plant spacing _____ Variance _____
 Emergence _____ Variance _____
 Soil Temperature _____ 2"

- | | | |
|--|--|---|
| <input type="checkbox"/> Cutworms CW | <input type="checkbox"/> White Grubs WG | <input type="checkbox"/> Seed Corn Maggots |
| <input type="checkbox"/> Armyworms AW | <input type="checkbox"/> Flea Beetles FB | <input type="checkbox"/> Foliar Disease-Rust |
| <input type="checkbox"/> Stalkborers SB | <input type="checkbox"/> Aphids A | <input type="checkbox"/> Foliar Disease-Fungi |
| <input type="checkbox"/> Wireworms WW | <input type="checkbox"/> Slugs S | <input type="checkbox"/> Corn Borer-% _____ |
| <input type="checkbox"/> Spider Mites SM | <input type="checkbox"/> Leafhoppers LH | <input type="checkbox"/> Stunted plants |

- | | |
|--------------------------------------|------------------------------------|
| <input type="checkbox"/> Root Damage | <input type="checkbox"/> Plants |
| <input type="checkbox"/> Insects | <input type="checkbox"/> Purplish |
| <input type="checkbox"/> Diseases | <input type="checkbox"/> Yellowish |
| <input type="checkbox"/> Nematodes | <input type="checkbox"/> Stunting |

BioEnt – Early Season Survey Gary Manley 269-273-7070 or 269-816-1080

Seed Corn Corn Soybeans Wheat Green Beans

Date 7/2 2014

Field Name/Number JR1 Grower MSU Growth Stage V6

General Appearance good Size 12" Variance good Leaf Color good Variance good

Plant Population good Soil Moisture 0-12 70+ 12-24 80 24+ _____ %AWC

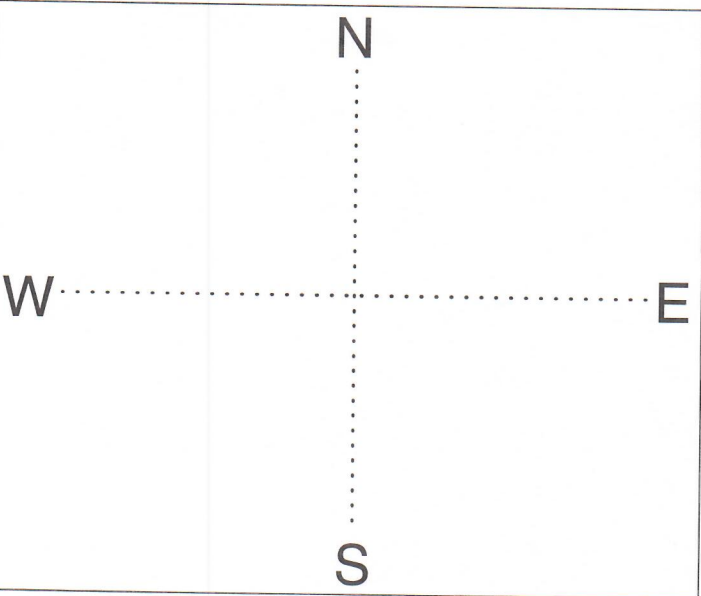
Vigor: Good OK Poor General Spotty
 Stress: Heat Moisture Nitrogen General Spotty
 Stress-Chlorophyll: None Low High General Spotty
 Weed Control: Good OK Poor Spotty Dense Spots
 Grasses Broadleaves Perennials

ACTION:
 None Required
 Watch
 Yes, see comments

Comments:

Early flower

- | | |
|--|--|
| <input type="checkbox"/> Annual Grasses AG | <input type="checkbox"/> Pigweed RRP |
| <input type="checkbox"/> Foxtail F | <input type="checkbox"/> Horsenettle HN |
| <input type="checkbox"/> Panicum -Fall FP | <input type="checkbox"/> Bindweed -Field FBW |
| <input type="checkbox"/> Quack grass QG | <input type="checkbox"/> Bindweed -Hedge HBW |
| <input type="checkbox"/> Wirestem Muhly WM | <input type="checkbox"/> Smartweed -Penn. PSM |
| <input type="checkbox"/> Maretail MT | <input type="checkbox"/> Smart -Swamp SSM |
| <input type="checkbox"/> Crabgrass CG | <input type="checkbox"/> Dogbane -Hemp HDB |
| <input type="checkbox"/> Johnsongrass JG | <input type="checkbox"/> Lambsquarter LQU |
| <input type="checkbox"/> Shattercane SCA | <input type="checkbox"/> Ragweed CRAG |
| <input type="checkbox"/> Nutsedge NS | <input type="checkbox"/> Ragweed -Giant GRAG |
| <input type="checkbox"/> Winter Annuals WA | <input type="checkbox"/> Dock -Curly CD |
| <input type="checkbox"/> Chickweed CW | <input type="checkbox"/> Nightshade -Black BNS |
| <input type="checkbox"/> Biannuals WB | <input type="checkbox"/> Jimsonweed JW |
| <input type="checkbox"/> Cover Crop CC | <input type="checkbox"/> Canada Thistle CTH |
| <input type="checkbox"/> Velvetleaf VL | <input type="checkbox"/> Yellow Rocket YR |
| <input type="checkbox"/> Cocklebur CBUR | <input type="checkbox"/> Perennials P |
| <input type="checkbox"/> Milkweed CM | <input type="checkbox"/> Pokeweed PW |



- Germination No 1/4" Root Spike PE
 Emergence Breaking VC / V1
 Nutrient Deficiency Spots General _____
 Soil Compaction: Soil Surface:
 Spots General Hard Crusted
 Standing Water Small Spots Large Spots
 Herbicide damage Emergence stress
 Physiological Disorder in Corn Yellowish whorl
 Buggywip Stalk bending Twisted whorl
 Doubles _____ %
 Density _____ Variance _____
 Growth good Variance good
 Plant spacing _____ Variance _____
 Emergence _____ Variance _____
 Soil Temperature _____ 2"

- | | | |
|--|--|---|
| <input type="checkbox"/> Cutworms CW | <input type="checkbox"/> White Grubs WG | <input type="checkbox"/> Seed Corn Maggots |
| <input type="checkbox"/> Armyworms AW | <input type="checkbox"/> Flea Beetles FB | <input type="checkbox"/> Foliar Disease-Rust |
| <input type="checkbox"/> Stalkborers SB | <input type="checkbox"/> Aphids A | <input type="checkbox"/> Foliar Disease-Fungi |
| <input type="checkbox"/> Wireworms WW | <input type="checkbox"/> Slugs S | <input type="checkbox"/> Corn Borer-% _____ |
| <input type="checkbox"/> Spider Mites SM | <input type="checkbox"/> Leafhoppers LH | <input type="checkbox"/> Stunted plants |

- | | |
|--------------------------------------|------------------------------------|
| <input type="checkbox"/> Root Damage | <input type="checkbox"/> Plants |
| <input type="checkbox"/> Insects | <input type="checkbox"/> Purplish |
| <input type="checkbox"/> Diseases | <input type="checkbox"/> Yellowish |
| <input type="checkbox"/> Nematodes | <input type="checkbox"/> Stunting |

BioEnt – Early Season Survey Gary Manley 269-273-7070 or 269-816-1080

Seed Corn Corn Soybeans Wheat Green Beans

Date 7/2/2014

Field Name/Number T3R1 Grower MSU

Growth Stage Two Plantings

General Appearance good Size see below Variance ok Leaf Color good Variance good


Plant Population ok Soil Moisture 0-12 70+ 12-24 80+ 24+ 80+ %AWC

Vigor: Good OK Poor General Spotty
 Stress: Heat Moisture Nitrogen General Spotty
 Stress-Chlorophyll: None Low High General Spotty
 Weed Control: Good OK Poor Spotty Dense Spots
 Grasses Broadleaves Perennials

ACTION:
 None Required
 Watch
 Yes, see comments

Comments:
 Replanted
 Planting one 1/4 - 6-8"
 Planting two - 1/1 2-3"

- | | |
|--|--|
| <input type="checkbox"/> Annual Grasses AG | <input type="checkbox"/> Pigweed RRP |
| <input type="checkbox"/> Foxtail F | <input type="checkbox"/> Horsenettle HN |
| <input type="checkbox"/> Panicum -Fall FP | <input type="checkbox"/> Bindweed -Field FBW |
| <input type="checkbox"/> Quack grass QG | <input type="checkbox"/> Bindweed -Hedge HBW |
| <input type="checkbox"/> Wirestem Muhly WM | <input type="checkbox"/> Smartweed -Penn. PSM |
| <input type="checkbox"/> Maretail MT | <input type="checkbox"/> Smart -Swamp SSM |
| <input type="checkbox"/> Crabgrass CG | <input type="checkbox"/> Dogbane -Hemp HDB |
| <input type="checkbox"/> Johnsongrass JG | <input type="checkbox"/> Lambsquarter LQU |
| <input type="checkbox"/> Shattercane SCA | <input type="checkbox"/> Ragweed CRAG |
| <input type="checkbox"/> Nutsedge NS | <input type="checkbox"/> Ragweed -Giant GRAG |
| <input type="checkbox"/> Winter Annuals WA | <input type="checkbox"/> Dock -Curly CD |
| <input type="checkbox"/> Chickweed CW | <input type="checkbox"/> Nightshade -Black BNS |
| <input type="checkbox"/> Biannuals WB | <input type="checkbox"/> Jimsonweed JW |
| <input type="checkbox"/> Cover Crop CC | <input type="checkbox"/> Canada Thistle CTH |
| <input type="checkbox"/> Velvetleaf VL | <input type="checkbox"/> Yellow Rocket YR |
| <input type="checkbox"/> Cocklebur CBUR | <input type="checkbox"/> Perennials P |
| <input type="checkbox"/> Milkweed CM | <input type="checkbox"/> Pokeweed PW |



Germination No 1/4" Root Spike PE
 Emergence Breaking VC / V1
 Nutrient Deficiency Spots General _____
 Soil Compaction: Soil Surface:
 Spots General Hard Crusted
 Standing Water Small Spots Large Spots
 Herbicide damage Emergence stress
 Physiological Disorder in Corn Yellowish whorl
 Buggywip Stalk bending Twisted whorl
 Doubles _____ %
 Density _____ Variance _____
 Growth good Variance good
 Plant spacing _____ Variance _____
 Emergence _____ Variance _____
 Soil Temperature _____ 2"

- | | | |
|--|--|---|
| <input type="checkbox"/> Cutworms CW | <input type="checkbox"/> White Grubs WG | <input type="checkbox"/> Seed Corn Maggots |
| <input type="checkbox"/> Armyworms AW | <input type="checkbox"/> Flea Beetles FB | <input type="checkbox"/> Foliar Disease-Rust |
| <input type="checkbox"/> Stalkborers SB | <input type="checkbox"/> Aphids A | <input type="checkbox"/> Foliar Disease-Fungi |
| <input type="checkbox"/> Wireworms WW | <input type="checkbox"/> Slugs S | <input type="checkbox"/> Corn Borer-% _____ |
| <input type="checkbox"/> Spider Mites SM | <input type="checkbox"/> Leafhoppers LH | <input type="checkbox"/> Stunted plants |

- | | |
|--------------------------------------|------------------------------------|
| <input type="checkbox"/> Root Damage | <input type="checkbox"/> Plants |
| <input type="checkbox"/> Insects | <input type="checkbox"/> Purplish |
| <input type="checkbox"/> Diseases | <input type="checkbox"/> Yellowish |
| <input type="checkbox"/> Nematodes | <input type="checkbox"/> Stunting |

BioEnt – Early Season Survey Gary Manley 269-273-7070 or 269-816-1080

Seed Corn Corn Soybeans Wheat Green Beans

Date 7/12/2021

Field Name/Number T4R1 Grower MSU

Growth Stage V4

General Appearance 71 Size 6-81 Variance good Leaf Color good Variance good

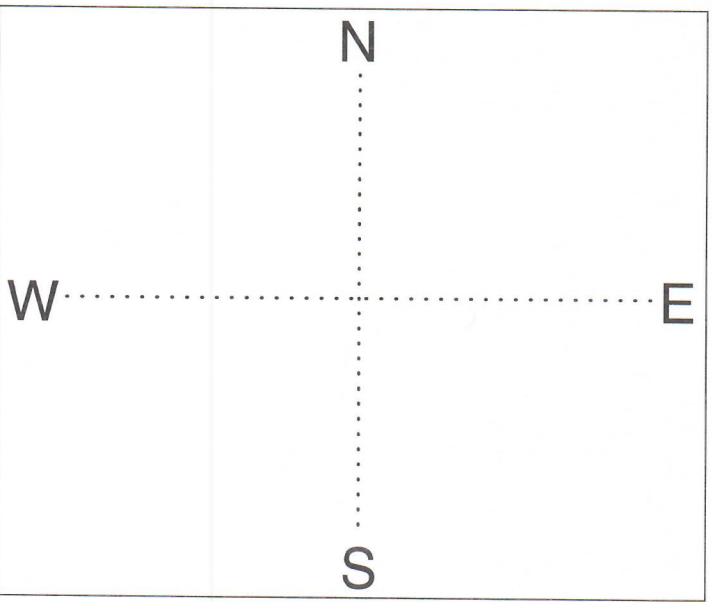
Plant Population good Soil Moisture 0-12 70+ 12-24 80+ 24+ 80+ %AWC

Vigor: Good OK Poor General Spotty
 Stress: Heat Moisture Nitrogen General Spotty
 Stress-Chlorophyll: None Low High General Spotty
 Weed Control: Good OK Poor Spotty Dense Spots
 Grasses Broadleaves Perennials

ACTION:
 None Required
 Watch
 Yes, see comments

Comments:
 grasses common/general.
 Emergence to 4" Range
 Row Cultivation today.
 Weed size prior to
 Cultivation

- | | |
|--|---|
| <input checked="" type="checkbox"/> Annual Grasses AG | <input type="checkbox"/> Pigweed RRP |
| <input type="checkbox"/> Foxtail F | <input type="checkbox"/> Horsenettle HN |
| <input type="checkbox"/> Panicum -Fall FP | <input type="checkbox"/> Bindweed -Field FBW |
| <input type="checkbox"/> Quack grass QG | <input type="checkbox"/> Bindweed -Hedge HBW |
| <input type="checkbox"/> Wirestem Muhly WM | <input type="checkbox"/> Smartweed -Penn. PSM |
| <input type="checkbox"/> Maretail MT | <input type="checkbox"/> Smart -Swamp SSM |
| <input type="checkbox"/> Crabgrass CG | <input checked="" type="checkbox"/> Dogbane -Hemp HDB |
| <input type="checkbox"/> Johnsongrass JG | <input type="checkbox"/> Lambsquarter LQU |
| <input type="checkbox"/> Shattercane SCA | <input checked="" type="checkbox"/> Ragweed CRAG 1-2" |
| <input type="checkbox"/> Nutsedge NS | <input type="checkbox"/> Ragweed -Giant GRAG |
| <input type="checkbox"/> Winter Annuals WA | <input type="checkbox"/> Dock -Curly CD |
| <input type="checkbox"/> Chickweed CW | <input type="checkbox"/> Nightshade -Black BNS |
| <input type="checkbox"/> Biannuals WB | <input type="checkbox"/> Jimsonweed JW |
| <input type="checkbox"/> Cover Crop CC | <input type="checkbox"/> Canada Thistle CTH |
| <input checked="" type="checkbox"/> Velvetleaf VL 1-2" | <input type="checkbox"/> Yellow Rocket YR |
| <input type="checkbox"/> Cocklebur CBUR | <input type="checkbox"/> Perennials P |
| <input type="checkbox"/> Milkweed CM | <input type="checkbox"/> Pokeweed PW |



Germination No 1/4" Root Spike PE
 Emergence Breaking VC / V1
 Nutrient Deficiency Spots General _____
 Soil Compaction: Soil Surface:
 Spots General Hard Crusted
 Standing Water Small Spots Large Spots
 Herbicide damage Emergence stress
 Physiological Disorder in Corn Yellowish whorl
 Buggywip Stalk bending Twisted whorl
 Doubles _____ %
 Density _____ Variance _____
 Growth good Variance good
 Plant spacing _____ Variance _____
 Emergence _____ Variance _____
 Soil Temperature _____ 2"

- | | | |
|--|--|---|
| <input type="checkbox"/> Cutworms CW | <input type="checkbox"/> White Grubs WG | <input type="checkbox"/> Seed Corn Maggots |
| <input type="checkbox"/> Armyworms AW | <input type="checkbox"/> Flea Beetles FB | <input type="checkbox"/> Foliar Disease-Rust |
| <input type="checkbox"/> Stalkborers SB | <input type="checkbox"/> Aphids A | <input type="checkbox"/> Foliar Disease-Fungi |
| <input type="checkbox"/> Wireworms WW | <input type="checkbox"/> Slugs S | <input type="checkbox"/> Corn Borer-% _____ |
| <input type="checkbox"/> Spider Mites SM | <input type="checkbox"/> Leafhoppers LH | <input type="checkbox"/> Stunted plants |

- | | |
|--------------------------------------|------------------------------------|
| <input type="checkbox"/> Root Damage | <input type="checkbox"/> Plants |
| <input type="checkbox"/> Insects | <input type="checkbox"/> Purplish |
| <input type="checkbox"/> Diseases | <input type="checkbox"/> Yellowish |
| <input type="checkbox"/> Nematodes | <input type="checkbox"/> Stunting |

BioEnt – Early Season Survey Gary Manley 269-273-7070 or 269-816-1080

Seed Corn Corn Soybeans Wheat Green Beans Date July 2 2021
 Field Name/Number Irrigation Grower MSU Growth Stage V6
 General Appearance good Size 12" Variance good Leaf Color good Variance good
 Plant Population good Soil Moisture 0-12 70/75 12-24 80-85 24+ 85 %AWC

Vigor: Good OK Poor General Spotty
Stress: Heat Moisture Nitrogen General Spotty
Stress-Chlorophyll: None Low High General Spotty
Weed Control: Good OK Poor Spotty Dense Spots
 Grasses Broadleaves Perennials

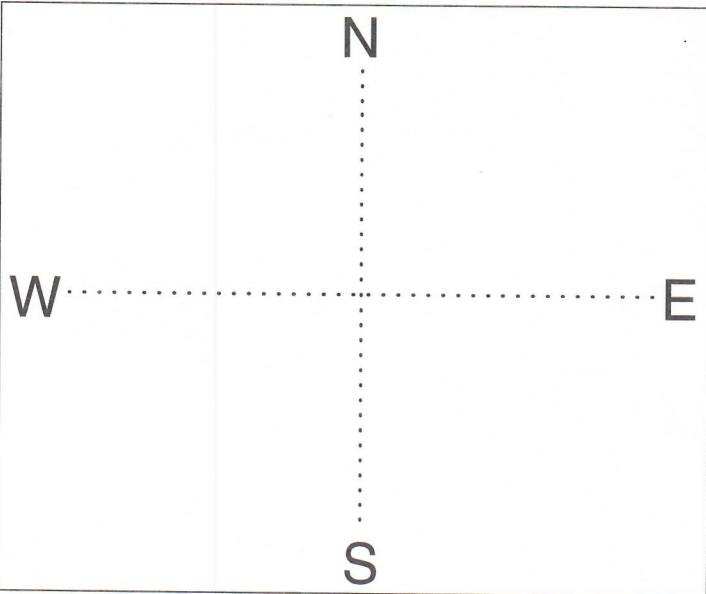
ACTION:

None Required
 Watch
 Yes, see comments

Comments:

Early flower

- | | |
|--|--|
| <input type="checkbox"/> Annual Grasses AG | <input type="checkbox"/> Pigweed RRP |
| <input type="checkbox"/> Foxtail F | <input type="checkbox"/> Horsenettle HN |
| <input type="checkbox"/> Panicum -Fall FP | <input type="checkbox"/> Bindweed -Field FBW |
| <input type="checkbox"/> Quack grass QG | <input type="checkbox"/> Bindweed -Hedge HBW |
| <input type="checkbox"/> Wirestem Muhly WM | <input type="checkbox"/> Smartweed -Penn. PSM |
| <input type="checkbox"/> Maretail MT | <input type="checkbox"/> Smart -Swamp SSM |
| <input type="checkbox"/> Crabgrass CG | <input type="checkbox"/> Dogbane -Hemp HDB |
| <input type="checkbox"/> Johnsongrass JG | <input type="checkbox"/> Lambsquarter LQU |
| <input type="checkbox"/> Shattercane SCA | <input type="checkbox"/> Ragweed CRAG |
| <input type="checkbox"/> Nutsedge NS | <input type="checkbox"/> Ragweed -Giant GRAG |
| <input type="checkbox"/> Winter Annuals WA | <input type="checkbox"/> Dock -Curly CD |
| <input type="checkbox"/> Chickweed CW | <input type="checkbox"/> Nightshade -Black BNS |
| <input type="checkbox"/> Biannuals WB | <input type="checkbox"/> Jimsonweed JW |
| <input type="checkbox"/> Cover Crop CC | <input type="checkbox"/> Canada Thistle CTH |
| <input type="checkbox"/> Velvetleaf VL | <input type="checkbox"/> Yellow Rocket YR |
| <input type="checkbox"/> Cocklebur CBUR | <input type="checkbox"/> Perennials P |
| <input type="checkbox"/> Milkweed CM | <input type="checkbox"/> Pokeweed PW |



Germination No 1/4" Root Spike PE
 Emergence Breaking VC / V1
 Nutrient Deficiency Spots General _____
 Soil Compaction: Soil Surface:
 ○ Spots ○ General ○ Hard ○ Crusted
 Standing Water Small Spots Large Spots
 Herbicide damage Emergence stress
 Physiological Disorder in Corn ○ Yellowish whorl
 ○ Buggywip ○ Stalk bending ○ Twisted whorl
 Doubles _____ %
 Density _____ Variance _____
 Growth good Variance good
 Plant spacing _____ Variance _____
 Emergence _____ Variance _____
 Soil Temperature _____ 2"

- | | | |
|--|--|---|
| <input type="checkbox"/> Cutworms CW | <input type="checkbox"/> White Grubs WG | <input type="checkbox"/> Seed Corn Maggots |
| <input type="checkbox"/> Armyworms AW | <input type="checkbox"/> Flea Beetles FB | <input type="checkbox"/> Foliar Disease-Rust |
| <input type="checkbox"/> Stalkborers SB | <input type="checkbox"/> Aphids A | <input type="checkbox"/> Foliar Disease-Fungi |
| <input type="checkbox"/> Wireworms WW | <input type="checkbox"/> Slugs S | <input type="checkbox"/> Corn Borer-% _____ |
| <input type="checkbox"/> Spider Mites SM | <input type="checkbox"/> Leafhoppers LH | <input type="checkbox"/> Stunted plants |

- | | |
|--------------------------------------|------------------------------------|
| <input type="checkbox"/> Root Damage | <input type="checkbox"/> Plants |
| <input type="checkbox"/> Insects | <input type="checkbox"/> Purplish |
| <input type="checkbox"/> Diseases | <input type="checkbox"/> Yellowish |
| <input type="checkbox"/> Nematodes | <input type="checkbox"/> Stunting |

BioEnt – Early Season Survey Gary Manley 269-273-7070 or 269-816-1080

Seed Corn Corn Soybeans Wheat Green Beans Date 7/2/2017
 Field Name/Number Non-irrigated Non-irrigation study Grower MSU Growth Stage V5/6
 General Appearance good Size 10-12" Variance good Leaf Color good Variance good
 Plant Population good Soil Moisture 0-12 40% 12-24 30% 24+ 30% %AWC

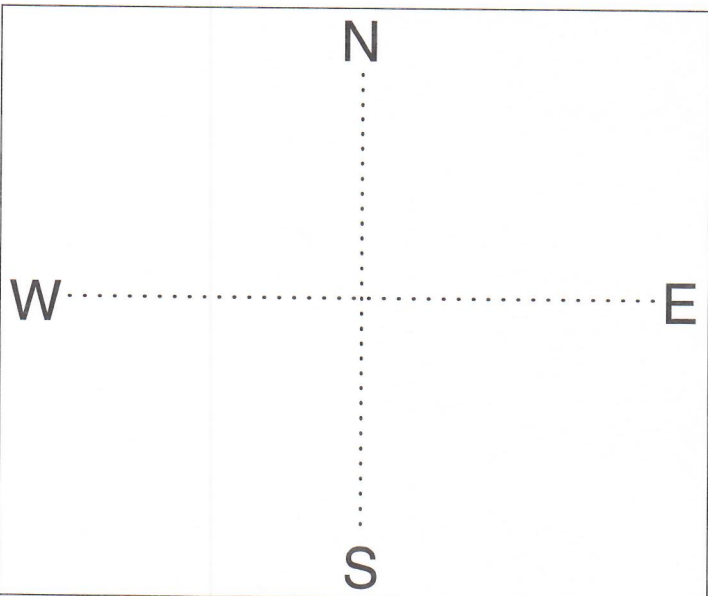
Vigor: Good OK Poor General Spotty
Stress: Heat Moisture Nitrogen General Spotty
Stress-Chlorophyll: None Low High General Spotty
Weed Control: Good OK Poor Spotty Dense Spots
 Grasses Broadleaves Perennials

ACTION:
 None Required
 Watch
 Yes, see comments

Comments:

Early flower

- | | |
|--|--|
| <input type="checkbox"/> Annual Grasses AG | <input type="checkbox"/> Pigweed RRP |
| <input type="checkbox"/> Foxtail F | <input type="checkbox"/> Horsenettle HN |
| <input type="checkbox"/> Panicum -Fall FP | <input type="checkbox"/> Bindweed -Field FBW |
| <input type="checkbox"/> Quack grass QG | <input type="checkbox"/> Bindweed -Hedge HBW |
| <input type="checkbox"/> Wirestem Muhly WM | <input type="checkbox"/> Smartweed -Penn. PSM |
| <input type="checkbox"/> Marestail MT | <input type="checkbox"/> Smart -Swamp SSM |
| <input type="checkbox"/> Crabgrass CG | <input type="checkbox"/> Dogbane -Hemp HDB |
| <input type="checkbox"/> Johnsongrass JG | <input type="checkbox"/> Lambsquarter LQU |
| <input type="checkbox"/> Shattercane SCA | <input type="checkbox"/> Ragweed CRAG |
| <input type="checkbox"/> Nutsedge NS | <input type="checkbox"/> Ragweed -Giant GRAG |
| <input type="checkbox"/> Winter Annuals WA | <input type="checkbox"/> Dock -Curly CD |
| <input type="checkbox"/> Chickweed CW | <input type="checkbox"/> Nightshade -Black BNS |
| <input type="checkbox"/> Biannuals WB | <input type="checkbox"/> Jimsonweed JW |
| <input type="checkbox"/> Cover Crop CC | <input type="checkbox"/> Canada Thistle CTH |
| <input type="checkbox"/> Velvetleaf VL | <input type="checkbox"/> Yellow Rocket YR |
| <input type="checkbox"/> Cocklebur CBUR | <input type="checkbox"/> Perennials P |
| <input type="checkbox"/> Milkweed CM | <input type="checkbox"/> Pokeweed PW |



- Germination No 1/4" Root Spike PE
 Emergence Breaking VC / V1
 Nutrient Deficiency Spots General _____
 Soil Compaction: Soil Surface:
 Spots General Hard Crusted
 Standing Water Small Spots Large Spots
 Herbicide damage Emergence stress
 Physiological Disorder in Corn Yellowish whorl
 Buggywip Stalk bending Twisted whorl
 Doubles _____ %
 Density _____ Variance _____
 Growth good Variance good
 Plant spacing _____ Variance _____
 Emergence _____ Variance _____
 Soil Temperature _____ 2"

- | | | |
|--|--|---|
| <input type="checkbox"/> Cutworms CW | <input type="checkbox"/> White Grubs WG | <input type="checkbox"/> Seed Corn Maggots |
| <input type="checkbox"/> Armyworms AW | <input type="checkbox"/> Flea Beetles FB | <input type="checkbox"/> Foliar Disease-Rust |
| <input type="checkbox"/> Stalkborers SB | <input type="checkbox"/> Aphids A | <input type="checkbox"/> Foliar Disease-Fungi |
| <input type="checkbox"/> Wireworms WW | <input type="checkbox"/> Slugs S | <input type="checkbox"/> Corn Borer-% _____ |
| <input type="checkbox"/> Spider Mites SM | <input type="checkbox"/> Leafhoppers LH | <input type="checkbox"/> Stunted plants |

- | | |
|--------------------------------------|------------------------------------|
| <input type="checkbox"/> Root Damage | <input type="checkbox"/> Plants |
| <input type="checkbox"/> Insects | <input type="checkbox"/> Purplish |
| <input type="checkbox"/> Diseases | <input type="checkbox"/> Yellowish |
| <input type="checkbox"/> Nematodes | <input type="checkbox"/> Stunting |

BioEnt – Early Season Survey Gary Manley 269-273-7070 or 269-816-1080

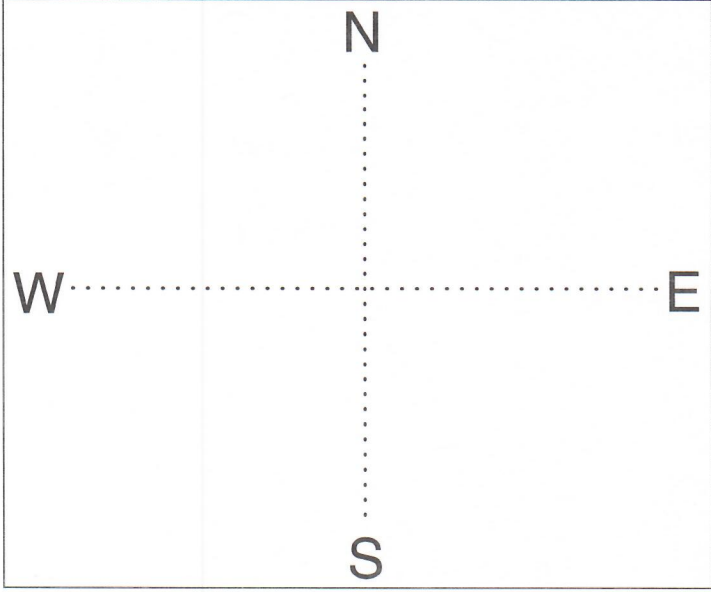
Seed Corn Corn Soybeans Wheat Green Beans *Switch GRASS* Date 7/2/2021
 Field Name/Number TOR1 Grower MSU Growth Stage _____
 General Appearance good Size 30-36" Variance good Leaf Color good Variance good
 Plant Population good Soil Moisture 0-12 70 12-24 80 24+ 80 %AWC

Vigor: Good OK Poor General Spotty
Stress: Heat Moisture Nitrogen General Spotty
Stress-Chlorophyll: None Low High General Spotty
Weed Control: Good OK Poor Spotty Dense Spots
 Grasses Broadleaves Perennials

ACTION:
 None Required
 Watch
 Yes, see comments

Comments:
marestail - most common weed in plots
Flabane scattered
Bull thistle plants scattered

- | | |
|--|--|
| <input type="checkbox"/> Annual Grasses AG | <input type="checkbox"/> Pigweed RRP |
| <input type="checkbox"/> Foxtail F | <input type="checkbox"/> Horsenettle HN |
| <input type="checkbox"/> Panicum -Fall FP | <input type="checkbox"/> Bindweed -Field FBW |
| <input type="checkbox"/> Quack grass QG | <input type="checkbox"/> Bindweed -Hedge HBW |
| <input type="checkbox"/> Wirestem Muhly WM | <input type="checkbox"/> Smartweed -Penn. PSM |
| <input checked="" type="checkbox"/> Marestail MT | <input type="checkbox"/> Smart -Swamp SSM |
| <input type="checkbox"/> Crabgrass CG | <input type="checkbox"/> Dogbane -Hemp HDB |
| <input type="checkbox"/> Johnsongrass JG | <input type="checkbox"/> Lambsquarter LQU |
| <input type="checkbox"/> Shatercane SCA | <input type="checkbox"/> Ragweed CRAG |
| <input type="checkbox"/> Nutsedge NS | <input type="checkbox"/> Ragweed -Giant GRAG |
| <input type="checkbox"/> Winter Annuals WA | <input type="checkbox"/> Dock -Curly CD |
| <input type="checkbox"/> Chickweed CW | <input type="checkbox"/> Nightshade -Black BNS |
| <input type="checkbox"/> Biannuals WB | <input type="checkbox"/> Jimsonweed JW |
| <input type="checkbox"/> Cover Crop CC | <input type="checkbox"/> Canada Thistle CTH |
| <input type="checkbox"/> Velvetleaf VL | <input type="checkbox"/> Yellow Rocket YR |
| <input type="checkbox"/> Cocklebur CBUR | <input type="checkbox"/> Perennials P |
| <input type="checkbox"/> Milkweed CM | <input type="checkbox"/> Pokeweed PW |



Germination No 1/4" Root Spike PE
 Emergence Breaking VC / V1
 Nutrient Deficiency Spots General _____
 Soil Compaction: Soil Surface:
 Spots General Hard Crusted
 Standing Water Small Spots Large Spots
 Herbicide damage Emergence stress
 Physiological Disorder in Corn Yellowish whorl
 Buggywip Stalk bending Twisted whorl
 Doubles _____ %
 Density _____ Variance _____
 Growth good Variance good
 Plant spacing _____ Variance _____
 Emergence _____ Variance _____
 Soil Temperature _____ 2"

- | | | |
|--|--|---|
| <input type="checkbox"/> Cutworms CW | <input type="checkbox"/> White Grubs WG | <input type="checkbox"/> Seed Corn Maggots |
| <input type="checkbox"/> Armyworms AW | <input type="checkbox"/> Flea Beetles FB | <input type="checkbox"/> Foliar Disease-Rust |
| <input type="checkbox"/> Stalkborers SB | <input type="checkbox"/> Aphids A | <input type="checkbox"/> Foliar Disease-Fungi |
| <input type="checkbox"/> Wireworms WW | <input type="checkbox"/> Slugs S | <input type="checkbox"/> Corn Borer-% _____ |
| <input type="checkbox"/> Spider Mites SM | <input type="checkbox"/> Leafhoppers LH | <input type="checkbox"/> Stunted plants |

- | | |
|--------------------------------------|------------------------------------|
| <input type="checkbox"/> Root Damage | <input type="checkbox"/> Plants |
| <input type="checkbox"/> Insects | <input type="checkbox"/> Purplish |
| <input type="checkbox"/> Diseases | <input type="checkbox"/> Yellowish |
| <input type="checkbox"/> Nematodes | <input type="checkbox"/> Stunting |