

BioEnt - Early Season Survey

Gary Manley 269-273-7070 or 269-816-1080

Seed Corn Corn Soybeans Wheat Green Beans Hay
 Date 9/2/2021
 Field Name/Number T1/R4 Grower MSU Growth Stage R6/R7
 General Appearance good Size _____ Variance _____ Leaf Color finishing Variance _____
 Plant Population _____ Soil Moisture 0-12 65 12-24 75 24+ 75+ %AWC

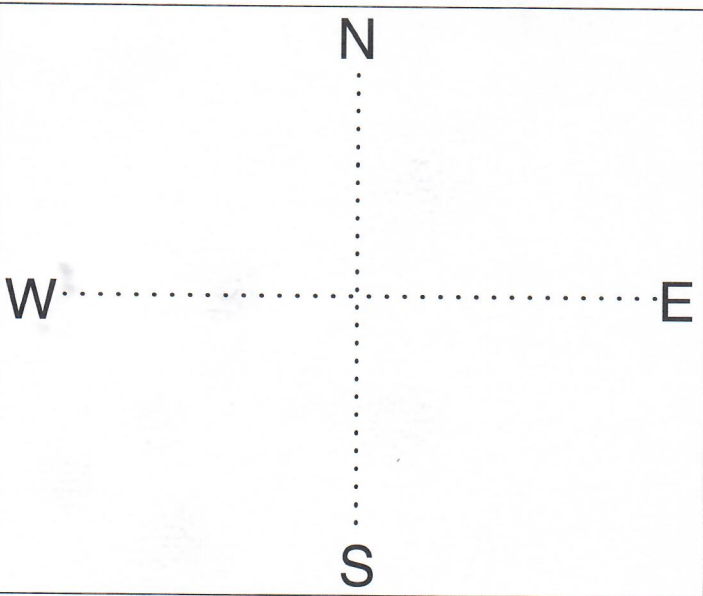
Vigor: Good OK Poor General Spotty
 Stress: Heat Moisture Nitrogen General Spotty
 Stress-Chlorophyll: None Low High General Spotty
 Weed Control: Good OK Poor Spotty Dense Spots
 Grasses Broadleaves Perennials

ACTION: Conditions good to finish
 None Required
 Watch
 Yes, see comments

Comments:

yellow spots in field.
 Beave finishing
 top pods mostly filled.
 field looks good

- | | |
|--------------------------------------------|------------------------------------------------|
| <input type="checkbox"/> Annual Grasses AG | <input type="checkbox"/> Pigweed RRP |
| <input type="checkbox"/> Foxtail F | <input type="checkbox"/> Horsenettle HN |
| <input type="checkbox"/> Panicum -Fall FP | <input type="checkbox"/> Bindweed -Field FBW |
| <input type="checkbox"/> Quack grass QG | <input type="checkbox"/> Bindweed -Hedge HBW |
| <input type="checkbox"/> Wirestem Muhly WM | <input type="checkbox"/> Smartweed -Penn. PSM |
| <input type="checkbox"/> Maretail MT | <input type="checkbox"/> Smart -Swamp SSM |
| <input type="checkbox"/> Crabgrass CG | <input type="checkbox"/> Dogbane -Hemp HDB |
| <input type="checkbox"/> Johnsongrass JG | <input type="checkbox"/> Lambsquarter LQU |
| <input type="checkbox"/> Shattercane SCA | <input type="checkbox"/> Ragweed CRAG |
| <input type="checkbox"/> Nutsedge NS | <input type="checkbox"/> Ragweed -Giant GRAG |
| <input type="checkbox"/> Winter Annuals WA | <input type="checkbox"/> Dock -Curly CD |
| <input type="checkbox"/> Chickweed CW | <input type="checkbox"/> Nightshade -Black BNS |
| <input type="checkbox"/> Biannuals WB | <input type="checkbox"/> Jimsonweed JW |
| <input type="checkbox"/> Cover Crop CC | <input type="checkbox"/> Canada Thistle CTH |
| <input type="checkbox"/> Velvetleaf VL | <input type="checkbox"/> Yellow Rocket YR |
| <input type="checkbox"/> Cocklebur CBUR | <input type="checkbox"/> Pokeweed PW |
| <input type="checkbox"/> Milkweed CM | <input type="checkbox"/> Wild Corn WC |



- Germination No 1/4" Root Spike PE
 Emergence Breaking VC / V1
 Nutrient Deficiency Spots General _____
 Soil Compaction: Soil Surface:
 Spots General Hard Crusted
 Standing Water Small Spots Large Spots
 Herbicide damage Emergence stress
 Physiological Disorder in Corn Yellowish whorl
 Buggywip Stalk bending Twisted whorl
 Doubles _____ % Corn
 Density _____ Variance _____
 Growth finishing Variance _____
 Plant spacing _____ Variance _____
 Emergence _____ Variance _____
 Soil Temperature _____ 2"

- | | | |
|------------------------------------------|---------------------------------------------|---------------------------------------------------------|
| <input type="checkbox"/> Cutworms CW | <input type="checkbox"/> White Grubs WG | <input type="checkbox"/> Seed Corn Maggots |
| <input type="checkbox"/> Armyworms AW | <input type="checkbox"/> Flea Beetles FB | <input type="checkbox"/> Foliar Disease-Rust |
| <input type="checkbox"/> Stalkborers SB | <input type="checkbox"/> Aphids A <u>OK</u> | <input type="checkbox"/> Foliar Disease-Fungi <u>OK</u> |
| <input type="checkbox"/> Wireworms WW | <input type="checkbox"/> Slugs S | <input type="checkbox"/> Corn Borer-% _____ |
| <input type="checkbox"/> Spider Mites SM | <input type="checkbox"/> Leafhoppers LH | <input type="checkbox"/> Stunted plants |

- | | |
|--------------------------------------|------------------------------------|
| <input type="checkbox"/> Root Damage | <input type="checkbox"/> Plants |
| <input type="checkbox"/> Insects | <input type="checkbox"/> Purplish |
| <input type="checkbox"/> Diseases | <input type="checkbox"/> Yellowish |
| <input type="checkbox"/> Nematodes | <input type="checkbox"/> Stunting |

BioEnt - Early Season Survey

Gary Manley 269-273-7070 or 269-816-1080

Seed Corn Corn Soybeans Wheat Green Beans Hay
 Date 9/2/21
 Field Name/Number 7224 Grower MS4 Growth Stage R6
 General Appearance good Size 2-3' Variance good Leaf Color good Variance good
 Plant Population _____ Soil Moisture 0-12 65 12-24 95 24+ 75+ %AWC


Vigor: Good OK Poor General Spotty
 Stress: Heat Moisture Nitrogen General Spotty
 Stress-Chlorophyll: None Low High General Spotty
 Weed Control: Good OK Poor Spotty Dense Spots
 Grasses Broadleaves Perennials

ACTION:
 None Required look good
 Watch
 Yes, see comments

Comments:

Pod development
 looks good.
 Starting to finish,
 spots in field with
 slight yellowish color

- | | |
|--------------------------------------------|------------------------------------------------|
| <input type="checkbox"/> Annual Grasses AG | <input type="checkbox"/> Pigweed RRP |
| <input type="checkbox"/> Foxtail F | <input type="checkbox"/> Horsenettle HN |
| <input type="checkbox"/> Panicum -Fall FP | <input type="checkbox"/> Bindweed -Field FBW |
| <input type="checkbox"/> Quack grass QG | <input type="checkbox"/> Bindweed -Hedge HBW |
| <input type="checkbox"/> Wirestem Muhly WM | <input type="checkbox"/> Smartweed -Penn. PSM |
| <input type="checkbox"/> Maretail MT | <input type="checkbox"/> Smart -Swamp SSM |
| <input type="checkbox"/> Crabgrass CG | <input type="checkbox"/> Dogbane -Hemp HDB |
| <input type="checkbox"/> Johnsongrass JG | <input type="checkbox"/> Lambsquarter LQU |
| <input type="checkbox"/> Shattercane SCA | <input type="checkbox"/> Ragweed CRAG |
| <input type="checkbox"/> Nutsedge NS | <input type="checkbox"/> Ragweed -Giant GRAG |
| <input type="checkbox"/> Winter Annuals WA | <input type="checkbox"/> Dock -Curly CD |
| <input type="checkbox"/> Chickweed CW | <input type="checkbox"/> Nightshade -Black BNS |
| <input type="checkbox"/> Biannuals WB | <input type="checkbox"/> Jimsonweed JW |
| <input type="checkbox"/> Cover Crop CC | <input type="checkbox"/> Canada Thistle CTH |
| <input type="checkbox"/> Velvetleaf VL | <input type="checkbox"/> Yellow Rocket YR |
| <input type="checkbox"/> Cocklebur CBUR | <input type="checkbox"/> Pokeweed PW |
| <input type="checkbox"/> Milkweed CM | <input type="checkbox"/> Wild Corn WC |



- Germination No 1/4" Root Spike PE
 Emergence Breaking VC / V1
 Nutrient Deficiency Spots General _____
 Soil Compaction: Soil Surface:
 Spots General Hard Crusted
 Standing Water Small Spots Large Spots
 Herbicide damage Emergence stress
 Physiological Disorder in Corn Yellowish whorl
 Buggywip Stalk bending Twisted whorl
 Doubles _____ % Corn
 Density _____ Variance _____
 Growth good Variance good
 Plant spacing _____ Variance _____
 Emergence _____ Variance _____
 Soil Temperature _____ 2"

- | | | |
|------------------------------------------|---------------------------------------------|----------------------------------------------------------|
| <input type="checkbox"/> Cutworms CW | <input type="checkbox"/> White Grubs WG | <input type="checkbox"/> Seed Corn Maggots |
| <input type="checkbox"/> Armyworms AW | <input type="checkbox"/> Flea Beetles FB | <input type="checkbox"/> Foliar Disease-Rust |
| <input type="checkbox"/> Stalkborers SB | <input type="checkbox"/> Aphids A <u>OK</u> | <input type="checkbox"/> Foliar Disease-Fungus <u>OK</u> |
| <input type="checkbox"/> Wireworms WW | <input type="checkbox"/> Slugs S <u>OK</u> | <input type="checkbox"/> Corn Borer-% _____ |
| <input type="checkbox"/> Spider Mites SM | <input type="checkbox"/> Leafhoppers LH | <input type="checkbox"/> Stunted plants |

- | | |
|-----------------------------------------------------------|------------------------------------|
| <input checked="" type="checkbox"/> Root Damage <u>OK</u> | <input type="checkbox"/> Plants |
| <input type="checkbox"/> Insects <u>OK</u> | <input type="checkbox"/> Purplish |
| <input type="checkbox"/> Diseases | <input type="checkbox"/> Yellowish |
| <input type="checkbox"/> Nematodes | <input type="checkbox"/> Stunting |

BioEnt - Early Season Survey

Gary Manley 269-273-7070 or 269-816-1080

Seed Corn Corn Soybeans Wheat Green Beans Hay

Date 9/2/2022

Field Name/Number T3R4 Grower MSU Growth Stage R5-R6

General Appearance good Size _____ Variance 24/30" Leaf Color good Variance good

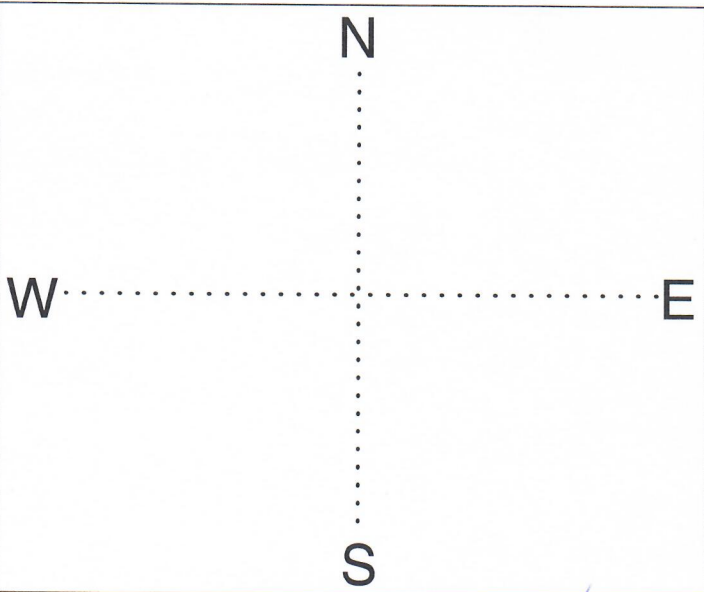
Plant Population _____ Soil Moisture 0-12 65 12-24 75 24+ 75 %AWC

Vigor: Good OK Poor General Spotty
 Stress: Heat Moisture Nitrogen General Spotty
 Stress-Chlorophyll: None Low High General Spotty
 Weed Control: Good OK Poor Spotty Dense Spots
 Grasses Broadleaves Perennials

ACTION:
 None Required
 Watch
 Yes, see comments

Comments:
Replanted field. R5
older plants R6
plants look good.

- | | |
|--------------------------------------------|------------------------------------------------|
| <input type="checkbox"/> Annual Grasses AG | <input type="checkbox"/> Pigweed RRP |
| <input type="checkbox"/> Foxtail F | <input type="checkbox"/> Horsenettle HN |
| <input type="checkbox"/> Panicum -Fall FP | <input type="checkbox"/> Bindweed -Field FBW |
| <input type="checkbox"/> Quack grass QG | <input type="checkbox"/> Bindweed -Hedge HBW |
| <input type="checkbox"/> Wirestem Muhly WM | <input type="checkbox"/> Smartweed -Penn. PSM |
| <input type="checkbox"/> Maretail MT | <input type="checkbox"/> Smart -Swamp SSM |
| <input type="checkbox"/> Crabgrass CG | <input type="checkbox"/> Dogbane -Hemp HDB |
| <input type="checkbox"/> Johnsongrass JG | <input type="checkbox"/> Lambsquarter LQU |
| <input type="checkbox"/> Shattercane SCA | <input type="checkbox"/> Ragweed CRAG |
| <input type="checkbox"/> Nutsedge NS | <input type="checkbox"/> Ragweed -Giant GRAG |
| <input type="checkbox"/> Winter Annuals WA | <input type="checkbox"/> Dock -Curly CD |
| <input type="checkbox"/> Chickweed CW | <input type="checkbox"/> Nightshade -Black BNS |
| <input type="checkbox"/> Biannuals WB | <input type="checkbox"/> Jimsonweed JW |
| <input type="checkbox"/> Cover Crop CC | <input type="checkbox"/> Canada Thistle CTH |
| <input type="checkbox"/> Velvetleaf VL | <input type="checkbox"/> Yellow Rocket YR |
| <input type="checkbox"/> Cocklebur CBUR | <input type="checkbox"/> Pokeweed PW |
| <input type="checkbox"/> Milkweed CM | <input type="checkbox"/> Wild Corn WC |



Germination No 1/4" Root Spike PE
 Emergence Breaking VC / V1
 Nutrient Deficiency Spots General _____
 Soil Compaction: Soil Surface:
 Spots General Hard Crusted
 Standing Water Small Spots Large Spots
 Herbicide damage Emergence stress
 Physiological Disorder in Corn Yellowish whorl
 Buggywip Stalk bending Twisted whorl
 Doubles _____ % Corn
 Density _____ Variance _____
 Growth good Variance good
 Plant spacing _____ Variance _____
 Emergence _____ Variance _____
 Soil Temperature _____ 2"

Cutworms CW White Grubs WG Seed Corn Maggots
 Armyworms AW Flea Beetles FB Foliar Disease-Rust
 Stalkborers SB Aphids A Foliar Disease-Fungi
 Wireworms WW Slugs S Corn Borer-%
 Spider Mites SM Leafhoppers LH Stunted plants

Root Damage Plants
 Insects Purplish
 Diseases Yellowish
 Nematodes Stunting

BioEnt - Early Season Survey

Gary Manley 269-273-7070 or 269-816-1080

Seed Corn Corn Soybeans Wheat Green Beans Hay

Date 9/2/2021

Field Name/Number TYPE 4 Grower MSU Growth Stage R5

General Appearance good Size 2024" Variance good Leaf Color good Variance good


Plant Population _____ Soil Moisture 0-12 65 12-24 75 24+ 95 %AWC

Vigor: Good OK Poor General Spotty
 Stress: Heat Moisture Nitrogen General Spotty
 Stress-Chlorophyll: None Low High General Spotty
 Weed Control: Good OK Poor Spotty Dense Spots
 Grasses Broadleaves Perennials

ACTION:
 None Required look good
 Watch
 Yes, see comments

Comments:
Pod development normal - filling pods
STILL green & developing
Foxtail scattered in Row - few Ragweed

- | | |
|------------------------------------------------------------|-------------------------------------------------|
| <input type="checkbox"/> Annual Grasses AG | <input type="checkbox"/> Pigweed RRP |
| <input checked="" type="checkbox"/> Foxtail <u>Seeding</u> | <input type="checkbox"/> Horsenettle HN |
| <input type="checkbox"/> Panicum - Fall FP | <input type="checkbox"/> Bindweed - Field FBW |
| <input type="checkbox"/> Quack grass QG | <input type="checkbox"/> Bindweed - Hedge HBW |
| <input type="checkbox"/> Wirestem Muhly WM | <input type="checkbox"/> Smartweed - Penn. PSM |
| <input type="checkbox"/> Maretail MT | <input type="checkbox"/> Smart - Swamp SSM |
| <input type="checkbox"/> Crabgrass CG | <input type="checkbox"/> Dogbane - Hemp HDB |
| <input type="checkbox"/> Johnsongrass JG | <input type="checkbox"/> Lambsquarter LQU |
| <input type="checkbox"/> Shattercane SCA | <input type="checkbox"/> Ragweed CRAG |
| <input type="checkbox"/> Nutsedge NS | <input type="checkbox"/> Ragweed - Giant GRAG |
| <input type="checkbox"/> Winter Annuals WA | <input type="checkbox"/> Dock - Curly CD |
| <input type="checkbox"/> Chickweed CW | <input type="checkbox"/> Nightshade - Black BNS |
| <input type="checkbox"/> Biannuals WB | <input type="checkbox"/> Jimsonweed JW |
| <input type="checkbox"/> Cover Crop CC | <input type="checkbox"/> Canada Thistle CTH |
| <input type="checkbox"/> Velvetleaf VL | <input type="checkbox"/> Yellow Rocket YR |
| <input type="checkbox"/> Cocklebur CBUR | <input type="checkbox"/> Pokeweed PW |
| <input type="checkbox"/> Milkweed CM | <input type="checkbox"/> Wild Corn WC |



Germination No 1/4" Root Spike PE
 Emergence Breaking VC / V1
 Nutrient Deficiency Spots General _____
 Soil Compaction: Soil Surface:
 Spots General Hard Crusted
 Standing Water Small Spots Large Spots
 Herbicide damage Emergence stress
 Physiological Disorder in Corn Yellowish whorl
 Buggywip Stalk bending Twisted whorl
 Doubles _____ % Corn
 Density _____ Variance _____
 Growth good Variance good
 Plant spacing _____ Variance _____
 Emergence _____ Variance _____
 Soil Temperature _____ 2"

Cutworms CW White Grubs WG Seed Corn Maggots
 Armyworms AW Flea Beetles FB Foliar Disease-Rust
 Stalkborers SB Aphids A Foliar Disease-Fungi ok
 Wireworms WW Slugs S Corn Borer-%
 Spider Mites SM Leafhoppers LH Stunted plants

Root Damage Plants
 Insects Purplish
 Diseases Yellowish
 Nematodes Stunting

Irrigation Study BioEnt - Early Season Survey

Gary Manley 269-273-7070 or 269-816-1080


Seed Corn Corn Soybeans Wheat Green Beans Hay
 Date 9/2/2021
 Field Name/Number 1/2 Rely ~~irrigated~~ Grower MBG Growth Stage R6 Range
 General Appearance good Size _____ Variance _____ Leaf Color _____ Variance _____
 Plant Population _____ Soil Moisture 0-12 70 12-24 75 24+ 75/75 %AWC

Vigor: Good OK Poor General Spotty
 Stress: Heat Moisture Nitrogen General Spotty
 Stress-Chlorophyll: None Low High General Spotty
 Weed Control: Good OK Poor Spotty Dense Spots
 Grasses Broadleaves Perennials

ACTION:
 None Required crop/growth good
 Watch
 Yes, see comments

Comments:
Plots look good
spots starting to
change leaf color
Pod fill mostly done

- | | |
|--------------------------------------------|------------------------------------------------|
| <input type="checkbox"/> Annual Grasses AG | <input type="checkbox"/> Pigweed RRP |
| <input type="checkbox"/> Foxtail F | <input type="checkbox"/> Horsenettle HN |
| <input type="checkbox"/> Panicum -Fall FP | <input type="checkbox"/> Bindweed -Field FBW |
| <input type="checkbox"/> Quack grass QG | <input type="checkbox"/> Bindweed -Hedge HBW |
| <input type="checkbox"/> Wirestem Muhly WM | <input type="checkbox"/> Smartweed -Penn. PSM |
| <input type="checkbox"/> Maretail MT | <input type="checkbox"/> Smart -Swamp SSM |
| <input type="checkbox"/> Crabgrass CG | <input type="checkbox"/> Dogbane -Hemp HDB |
| <input type="checkbox"/> Johnsongrass JG | <input type="checkbox"/> Lambsquarter LQU |
| <input type="checkbox"/> Shattercane SCA | <input type="checkbox"/> Ragweed CRAG |
| <input type="checkbox"/> Nutsedge NS | <input type="checkbox"/> Ragweed -Giant GRAG |
| <input type="checkbox"/> Winter Annuals WA | <input type="checkbox"/> Dock -Curly CD |
| <input type="checkbox"/> Chickweed CW | <input type="checkbox"/> Nightshade -Black BNS |
| <input type="checkbox"/> Biannuals WB | <input type="checkbox"/> Jimsonweed JW |
| <input type="checkbox"/> Cover Crop CC | <input type="checkbox"/> Canada Thistle CTH |
| <input type="checkbox"/> Velvetleaf VL | <input type="checkbox"/> Yellow Rocket YR |
| <input type="checkbox"/> Cocklebur CBUR | <input type="checkbox"/> Pokeweed PW |
| <input type="checkbox"/> Milkweed CM | <input type="checkbox"/> Wild Corn WC |



Germination No 1/4" Root Spike PE
 Emergence Breaking VC / V1
 Nutrient Deficiency Spots General _____
 Soil Compaction: Soil Surface:
 Spots General Hard Crusted
 Standing Water Small Spots Large Spots
 Herbicide damage Emergence stress
 Physiological Disorder in Corn Yellowish whorl
 Buggywip Stalk bending Twisted whorl
 Doubles _____ % Corn
 Density _____ Variance _____
 Growth _____ Variance _____
 Plant spacing _____ Variance _____
 Emergence _____ Variance _____
 Soil Temperature _____ 2"

- | | | |
|------------------------------------------|------------------------------------------|-----------------------------------------------|
| <input type="checkbox"/> Cutworms CW | <input type="checkbox"/> White Grubs WG | <input type="checkbox"/> Seed Corn Maggots |
| <input type="checkbox"/> Armyworms AW | <input type="checkbox"/> Flea Beetles FB | <input type="checkbox"/> Foliar Disease-Rust |
| <input type="checkbox"/> Stalkborers SB | <input type="checkbox"/> Aphids A | <input type="checkbox"/> Foliar Disease-Fungi |
| <input type="checkbox"/> Wireworms WW | <input type="checkbox"/> Slugs S | <input type="checkbox"/> Corn Borer-% |
| <input type="checkbox"/> Spider Mites SM | <input type="checkbox"/> Leafhoppers LH | <input type="checkbox"/> Stunted plants |

- | | |
|----------------------------------------------|------------------------------------|
| <input type="checkbox"/> Root Damage | <input type="checkbox"/> Plants |
| <input type="checkbox"/> Insects | <input type="checkbox"/> Purplish |
| <input checked="" type="checkbox"/> Diseases | <input type="checkbox"/> Yellowish |
| <input type="checkbox"/> Nematodes | <input type="checkbox"/> Stunting |

BioEnt – Early Season Survey Gary Manley 269-273-7070 or 269-816-1080

Seed Corn Corn Soybeans Wheat Green Beans

Date 9/2 2021

Field Name/Number 16 Rate-Non-irrigated Grower _____

Growth Stage R6 Rump

General Appearance Good Size 2' H Variance 700d Leaf Color Good Variance 900d


Plant Population _____ Soil Moisture 0-12 65 12-24 75 24+ 75+ %AWC

Vigor: Good OK Poor General Spotty
 Stress: Heat Moisture Nitrogen General Spotty
 Stress-Chlorophyll: None Low High General Spotty
 Weed Control: Good OK Poor Spotty Dense Spots
 Grasses Broadleaves Perennials

ACTION:
 None Required look good
 Watch
 Yes, see comments

Comments:
 Plot look good
 spot starting to
 change leaf color
 Pods mostly filled

- | | |
|--------------------------------------------|------------------------------------------------|
| <input type="checkbox"/> Annual Grasses AG | <input type="checkbox"/> Pigweed RRP |
| <input type="checkbox"/> Foxtail F | <input type="checkbox"/> Horsenettle HN |
| <input type="checkbox"/> Panicum -Fall FP | <input type="checkbox"/> Bindweed -Field FBW |
| <input type="checkbox"/> Quack grass QG | <input type="checkbox"/> Bindweed -Hedge HBW |
| <input type="checkbox"/> Wirestem Muhly WM | <input type="checkbox"/> Smartweed -Penn. PSM |
| <input type="checkbox"/> Maretail MT | <input type="checkbox"/> Smart -Swamp SSM |
| <input type="checkbox"/> Crabgrass CG | <input type="checkbox"/> Dogbane -Hemp HDB |
| <input type="checkbox"/> Johnsongrass JG | <input type="checkbox"/> Lambsquarter LQU |
| <input type="checkbox"/> Shattercane SCA | <input type="checkbox"/> Ragweed CRAG |
| <input type="checkbox"/> Nutsedge NS | <input type="checkbox"/> Ragweed -Giant GRAG |
| <input type="checkbox"/> Winter Annuals WA | <input type="checkbox"/> Dock -Curly CD |
| <input type="checkbox"/> Chickweed CW | <input type="checkbox"/> Nightshade -Black BNS |
| <input type="checkbox"/> Biannuals WB | <input type="checkbox"/> Jimsonweed JW |
| <input type="checkbox"/> Cover Crop CC | <input type="checkbox"/> Canada Thistle CTH |
| <input type="checkbox"/> Velvetleaf VL | <input type="checkbox"/> Yellow Rocket YR |
| <input type="checkbox"/> Cocklebur CBUR | <input type="checkbox"/> Perennials P |
| <input type="checkbox"/> Milkweed CM | <input type="checkbox"/> Pokeweed PW |



Germination No 1/4" Root Spike PE
 Emergence Breaking VC / V1
 Nutrient Deficiency Spots General _____
 Soil Compaction: Soil Surface:
 Spots General Hard Crusted
 Standing Water Small Spots Large Spots
 Herbicide damage Emergence stress
 Physiological Disorder in Corn Yellowish whorl
 Buggywip Stalk bending Twisted whorl
 Doubles _____ %
 Density _____ Variance _____
 Growth finishing Variance _____
 Plant spacing _____ Variance _____
 Emergence _____ Variance _____
 Soil Temperature _____ 2"

Cutworms CW White Grubs WG Seed Corn Maggots
 Armyworms AW Flea Beetles FB Foliar Disease-Rust
 Stalkborers SB Aphids A Foliar Disease-Fungus ok
 Wireworms WW Slugs S ok Corn Borer-% _____
 Spider Mites SM Leafhoppers LH Stunted plants

Root Damage Plants
 Insects Purplish
 Diseases Yellowish
 Nematodes Stunting

BioEnt – Early Season Survey

Gary Manley 269-273-7070 or 269-816-1080

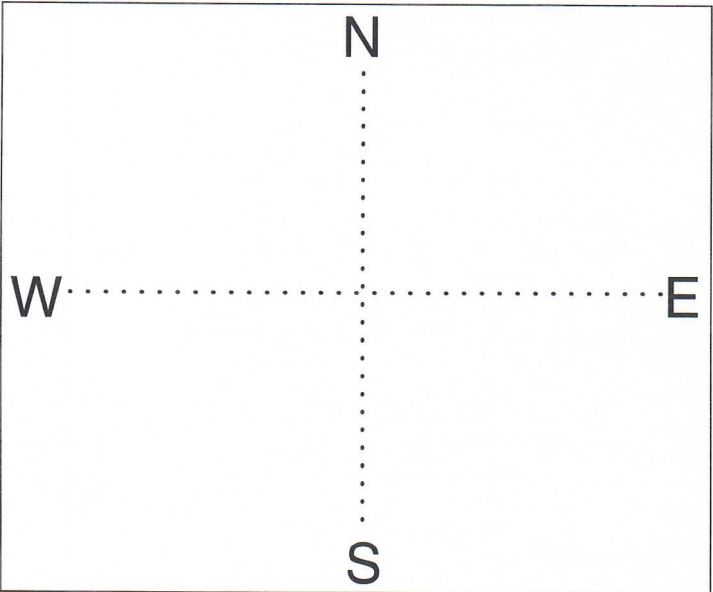
Seed Corn Corn Soybeans Wheat Green Beans Hay *Switch grass* Date 9/2/2021
 Field Name/Number 46RY Grower MSU Growth Stage _____
 General Appearance _____ Size _____ Variance _____ Leaf Color _____ Variance _____
 Plant Population _____ Soil Moisture 0-12 _____ 12-24 _____ 24+ _____ %AWC _____

Vigor: Good OK Poor General Spotty
 Stress: Heat Moisture Nitrogen General Spotty
 Stress-Chlorophyll: None Low High General Spotty
 Weed Control: Good OK Poor Spotty Dense Spots
 Grasses Broadleaves Perennials

ACTION:
 None Required
 Watch
 Yes, see comments

Comments:
*Harvested
 7-10 ago -
 Plots mowed on 8/19/21
 (harvested)*

- | | |
|--------------------------------------------|------------------------------------------------|
| <input type="checkbox"/> Annual Grasses AG | <input type="checkbox"/> Pigweed RRP |
| <input type="checkbox"/> Foxtail F | <input type="checkbox"/> Horsenettle HN |
| <input type="checkbox"/> Panicum -Fall FP | <input type="checkbox"/> Bindweed -Field FBW |
| <input type="checkbox"/> Quack grass QG | <input type="checkbox"/> Bindweed -Hedge HBW |
| <input type="checkbox"/> Wirestem Muhly WM | <input type="checkbox"/> Smartweed -Penn. PSM |
| <input type="checkbox"/> Marestail MT | <input type="checkbox"/> Smart -Swamp SSM |
| <input type="checkbox"/> Crabgrass CG | <input type="checkbox"/> Dogbane -Hemp HDB |
| <input type="checkbox"/> Johnsongrass JG | <input type="checkbox"/> Lambsquarter LQU |
| <input type="checkbox"/> Shattercane SCA | <input type="checkbox"/> Ragweed CRAG |
| <input type="checkbox"/> Nutsedge NS | <input type="checkbox"/> Ragweed -Giant GRAG |
| <input type="checkbox"/> Winter Annuals WA | <input type="checkbox"/> Dock -Curly CD |
| <input type="checkbox"/> Chickweed CW | <input type="checkbox"/> Nightshade -Black BNS |
| <input type="checkbox"/> Biannuals WB | <input type="checkbox"/> Jimsonweed JW |
| <input type="checkbox"/> Cover Crop CC | <input type="checkbox"/> Canada Thistle CTH |
| <input type="checkbox"/> Velvetleaf VL | <input type="checkbox"/> Yellow Rocket YR |
| <input type="checkbox"/> Cocklebur CBUR | <input type="checkbox"/> Pokeweed PW |
| <input type="checkbox"/> Milkweed CM | <input type="checkbox"/> Wild Corn WC |



- Germination No 1/4" Root Spike PE
 Emergence Breaking VC / V1
 Nutrient Deficiency Spots General _____
 Soil Compaction: Soil Surface:
 Spots General Hard Crusted
 Standing Water Small Spots Large Spots
 Herbicide damage Emergence stress
 Physiological Disorder in Corn Yellowish whorl
 Buggywip Stalk bending Twisted whorl
 Doubles _____ % Corn
 Density _____ Variance _____
 Growth _____ Variance _____
 Plant spacing _____ Variance _____
 Emergence _____ Variance _____
 Soil Temperature _____ 2"

- | | | |
|------------------------------------------|------------------------------------------|-----------------------------------------------|
| <input type="checkbox"/> Cutworms CW | <input type="checkbox"/> White Grubs WG | <input type="checkbox"/> Seed Corn Maggots |
| <input type="checkbox"/> Armyworms AW | <input type="checkbox"/> Flea Beetles FB | <input type="checkbox"/> Foliar Disease-Rust |
| <input type="checkbox"/> Stalkborers SB | <input type="checkbox"/> Aphids A | <input type="checkbox"/> Foliar Disease-Fungi |
| <input type="checkbox"/> Wireworms WW | <input type="checkbox"/> Slugs S | <input type="checkbox"/> Corn Borer-% _____ |
| <input type="checkbox"/> Spider Mites SM | <input type="checkbox"/> Leafhoppers LH | <input type="checkbox"/> Stunted plants |

- | | |
|--------------------------------------|------------------------------------|
| <input type="checkbox"/> Root Damage | <input type="checkbox"/> Plants |
| <input type="checkbox"/> Insects | <input type="checkbox"/> Purplish |
| <input type="checkbox"/> Diseases | <input type="checkbox"/> Yellowish |
| <input type="checkbox"/> Nematodes | <input type="checkbox"/> Stunting |