

BioEnt - Early Season Survey

Gary Manley 269-273-7070 or 269-816-1080

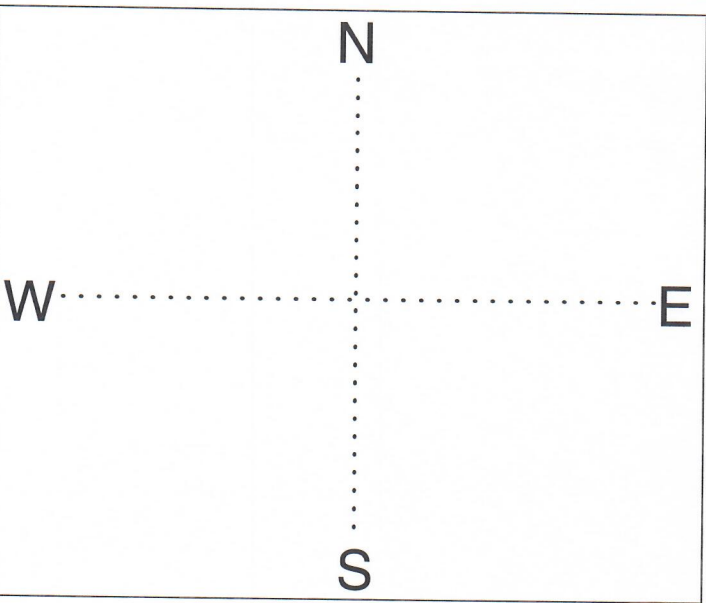
Seed Corn Corn Soybeans Wheat Green Beans Hay Date 6/16/2022
 Field Name/Number TIRZ Grower mgc Growth Stage grain fill
 General Appearance good Size 2' Variance good Leaf Color good Variance good
 Plant Population _____ Soil Moisture 0-12 55/60 12-24 _____ 24+ _____ %AWC _____

Vigor: Good OK Poor General Spotty
 Stress: Heat Moisture Nitrogen General Spotty
 Stress-Chlorophyll: None Low High General Spotty
 Weed Control: Good OK Poor Spotty Dense Spots
 Grasses Broadleaves Perennials

ACTION:
 None Required
 Watch
 Yes, see comments

Comments:
 Plot uniform
 Milk stage
 Disease level good
 low level Septoria

- | | |
|--|--|
| <input type="checkbox"/> Annual Grasses AG | <input type="checkbox"/> Pigweed RRP |
| <input type="checkbox"/> Foxtail F | <input type="checkbox"/> Horsenettle HN |
| <input type="checkbox"/> Panicum -Fall FP | <input type="checkbox"/> Bindweed -Field FBW |
| <input type="checkbox"/> Quack grass QG | <input type="checkbox"/> Bindweed -Hedge HBW |
| <input type="checkbox"/> Wirestem Muhly WM | <input type="checkbox"/> Smartweed -Penn. PSM |
| <input type="checkbox"/> Maretail MT | <input type="checkbox"/> Smart -Swamp SSM |
| <input type="checkbox"/> Crabgrass CG | <input type="checkbox"/> Dogbane -Hemp HDB |
| <input type="checkbox"/> Johnsongrass JG | <input type="checkbox"/> Lambsquarter LQU |
| <input type="checkbox"/> Shattercane SCA | <input type="checkbox"/> Ragweed CRAG |
| <input type="checkbox"/> Nutsedge NS | <input type="checkbox"/> Ragweed -Giant GRAG |
| <input type="checkbox"/> Winter Annuals WA | <input type="checkbox"/> Dock -Curly CD |
| <input type="checkbox"/> Chickweed CW | <input type="checkbox"/> Nightshade -Black BNS |
| <input type="checkbox"/> Biannuals WB | <input type="checkbox"/> Jimsonweed JW |
| <input type="checkbox"/> Cover Crop CC | <input type="checkbox"/> Canada Thistle CTH |
| <input type="checkbox"/> Velvetleaf VL | <input type="checkbox"/> Yellow Rocket YR |
| <input type="checkbox"/> Cocklebur CBUR | <input type="checkbox"/> Pokeweed PW |
| <input type="checkbox"/> Milkweed CM | <input type="checkbox"/> Wild Corn WC |



Germination No 1/4" Root Spike PE
 Emergence Breaking VC / V1
 Nutrient Deficiency Spots General _____
 Soil Compaction: Soil Surface:
 Spots General Hard Crusted
 Standing Water Small Spots Large Spots
 Herbicide damage Emergence stress
 Physiological Disorder in Corn Yellowish whorl
 Buggywip Stalk bending Twisted whorl
 Doubles _____ % Corn
 Density _____ Variance _____
 Growth _____ Variance _____
 Plant spacing _____ Variance _____
 Emergence _____ Variance _____
 Soil Temperature _____ 2"

- | | | |
|--|--|---|
| <input type="checkbox"/> Cutworms CW | <input type="checkbox"/> White Grubs WG | <input type="checkbox"/> Seed Corn Maggots |
| <input type="checkbox"/> Armyworms AW | <input type="checkbox"/> Flea Beetles FB | <input type="checkbox"/> Foliar Disease-Rust |
| <input type="checkbox"/> Stalkborers SB | <input type="checkbox"/> Aphids A | <input type="checkbox"/> Foliar Disease-Fungi |
| <input type="checkbox"/> Wireworms WW | <input type="checkbox"/> Slugs S | <input type="checkbox"/> Corn Borer-% _____ |
| <input type="checkbox"/> Spider Mites SM | <input type="checkbox"/> Leafhoppers LH | <input type="checkbox"/> Stunted plants |

Root Damage Plants
 Insects Purplish
 Diseases Yellowish
 Nematodes Stunting

BioEnt - Early Season Survey

Gary Manley 269-273-7070 or 269-816-1080

Seed Corn Corn Soybeans Wheat Green Beans Hay

Date 6/16/2022

Field Name/Number T2R2 Grower MSU Growth Stage Grainfill

General Appearance good Size 24-30 Variance ok Leaf Color ok Variance ok

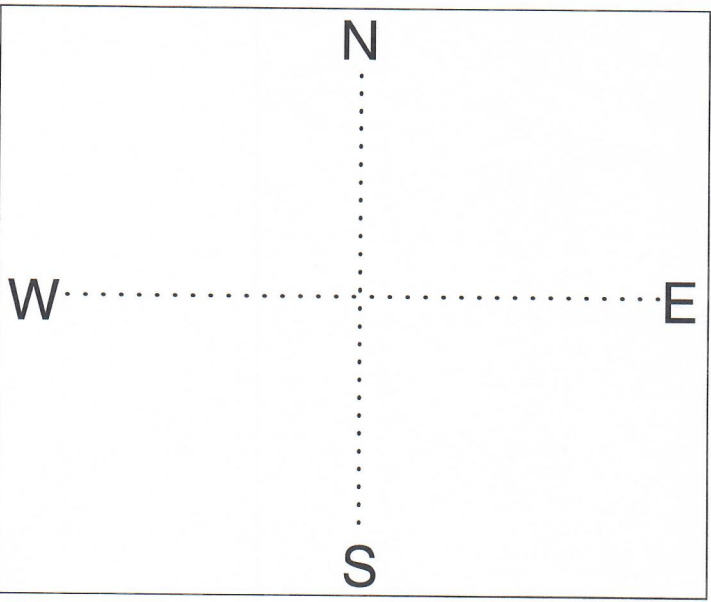
Plant Population _____ Soil Moisture 0-12 _____ 12-24 _____ 24+ _____ %AWC _____

Vigor: Good OK Poor General Spotty
 Stress: Heat Moisture Nitrogen General Spotty
 Stress-Chlorophyll: None Low High General Spotty
 Weed Control: Good OK Poor Spotty Dense Spots
 Grasses Broadleaves Perennials

ACTION: Color/growth normal
 None Required
 Watch
 Yes, see comments

Comments:
Plot looks uniform
ok

- | | |
|--|--|
| <input type="checkbox"/> Annual Grasses AG | <input type="checkbox"/> Pigweed RRP |
| <input type="checkbox"/> Foxtail F | <input type="checkbox"/> Horsenettle HN |
| <input type="checkbox"/> Panicum -Fall FP | <input type="checkbox"/> Bindweed -Field FBW |
| <input type="checkbox"/> Quack grass QG | <input type="checkbox"/> Bindweed -Hedge HBW |
| <input type="checkbox"/> Wirestem Muhly WM | <input type="checkbox"/> Smartweed -Penn. PSM |
| <input type="checkbox"/> Maretail MT | <input type="checkbox"/> Smart -Swamp SSM |
| <input type="checkbox"/> Crabgrass CG | <input type="checkbox"/> Dogbane -Hemp HDB |
| <input type="checkbox"/> Johnsongrass JG | <input type="checkbox"/> Lambsquarter LQU |
| <input type="checkbox"/> Shattercane SCA | <input type="checkbox"/> Ragweed CRAG |
| <input type="checkbox"/> Nutsedge NS | <input type="checkbox"/> Ragweed -Giant GRAG |
| <input type="checkbox"/> Winter Annuals WA | <input type="checkbox"/> Dock -Curly CD |
| <input type="checkbox"/> Chickweed CW | <input type="checkbox"/> Nightshade -Black BNS |
| <input type="checkbox"/> Biannuals WB | <input type="checkbox"/> Jimsonweed JW |
| <input type="checkbox"/> Cover Crop CC | <input type="checkbox"/> Canada Thistle CTH |
| <input type="checkbox"/> Velvetleaf VL | <input type="checkbox"/> Yellow Rocket YR |
| <input type="checkbox"/> Cocklebur CBUR | <input type="checkbox"/> Pokeweed PW |
| <input type="checkbox"/> Milkweed CM | <input type="checkbox"/> Wild Corn WC |



- Germination No 1/4" Root Spike PE
 Emergence Breaking VC / V1
 Nutrient Deficiency Spots General _____
 Soil Compaction: Soil Surface:
 Spots General Hard Crusted
 Standing Water Small Spots Large Spots
 Herbicide damage Emergence stress
 Physiological Disorder in Corn Yellowish whorl
 Buggywip Stalk bending Twisted whorl
 Doubles _____ % Corn
 Density _____ Variance _____
 Growth _____ Variance _____
 Plant spacing _____ Variance _____
 Emergence _____ Variance _____
 Soil Temperature _____ 2"

- | | | |
|--|--|---|
| <input type="checkbox"/> Cutworms CW | <input type="checkbox"/> White Grubs WG | <input type="checkbox"/> Seed Corn Maggots |
| <input type="checkbox"/> Armyworms AW | <input type="checkbox"/> Flea Beetles FB | <input type="checkbox"/> Foliar Disease-Rust |
| <input type="checkbox"/> Stalkborers SB | <input type="checkbox"/> Aphids A | <input type="checkbox"/> Foliar Disease-Fungi |
| <input type="checkbox"/> Wireworms WW | <input type="checkbox"/> Slugs S | <input type="checkbox"/> Corn Borer-% _____ |
| <input type="checkbox"/> Spider Mites SM | <input type="checkbox"/> Leafhoppers LH | <input type="checkbox"/> Stunted plants |

- | | |
|--------------------------------------|------------------------------------|
| <input type="checkbox"/> Root Damage | <input type="checkbox"/> Plants |
| <input type="checkbox"/> Insects | <input type="checkbox"/> Purplish |
| <input type="checkbox"/> Diseases | <input type="checkbox"/> Yellowish |
| <input type="checkbox"/> Nematodes | <input type="checkbox"/> Stunting |

Seed Corn Corn Soybeans Wheat Green Beans Flax

Field Name/Number 73R2 Grower MCU Growth Stage Grain fill

General Appearance good Size 20-24 Variance ok Leaf Color ok Variance _____

Plant Population _____ Soil Moisture 0-12 55/60 12-24 _____ 24+ _____ %AWC _____

Vigor: Good OK Poor General Spotty
 Stress: Heat Moisture Nitrogen General Spotty
 Stress-Chlorophyll: None Low High General Spotty
 Weed Control: Good OK Poor Spotty Dense Spots
 Grasses Broadleaves Perennials

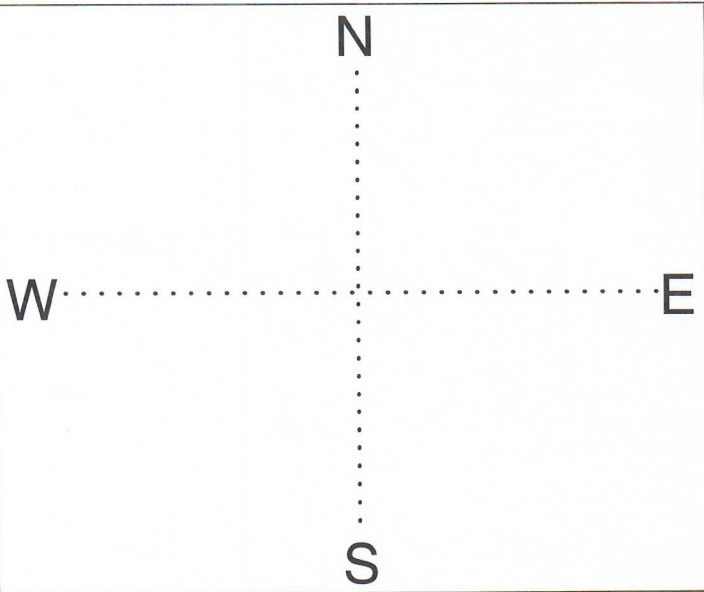
ACTION: Normal development
 None Required
 Watch
 Yes, see comments

Comments:

6/16/2022

spots in plot with slight yellowish color on leaves

- | | |
|--|--|
| <input type="checkbox"/> Annual Grasses AG | <input type="checkbox"/> Pigweed RRP |
| <input type="checkbox"/> Foxtail F | <input type="checkbox"/> Horsenettle HN |
| <input type="checkbox"/> Panicum -Fall FP | <input type="checkbox"/> Bindweed -Field FBW |
| <input type="checkbox"/> Quack grass QG | <input type="checkbox"/> Bindweed -Hedge HBW |
| <input type="checkbox"/> Wirestem Muhly WM | <input type="checkbox"/> Smartweed -Penn. PSM |
| <input type="checkbox"/> Marestalk MT | <input type="checkbox"/> Smart -Swamp SSM |
| <input type="checkbox"/> Crabgrass CG | <input type="checkbox"/> Dogbane -Hemp HDB |
| <input type="checkbox"/> Johnsongrass JG | <input type="checkbox"/> Lambsquarter LQU |
| <input type="checkbox"/> Shattercane SCA | <input type="checkbox"/> Ragweed CRAG |
| <input type="checkbox"/> Nutsedge NS | <input type="checkbox"/> Ragweed -Giant GRAG |
| <input type="checkbox"/> Winter Annuals WA | <input type="checkbox"/> Dock -Curly CD |
| <input type="checkbox"/> Chickweed CW | <input type="checkbox"/> Nightshade -Black BNS |
| <input type="checkbox"/> Biannuals WB | <input type="checkbox"/> Jimsonweed JW |
| <input type="checkbox"/> Cover Crop CC | <input type="checkbox"/> Canada Thistle CTH |
| <input type="checkbox"/> Velvetleaf VL | <input type="checkbox"/> Yellow Rocket YR |
| <input type="checkbox"/> Cocklebur CBUR | <input type="checkbox"/> Pokeweed PW |
| <input type="checkbox"/> Milkweed CM | <input type="checkbox"/> Wild Corn WC |



- Germination No 1/4" Root Spike PE
 Emergence Breaking VC / V1
 Nutrient Deficiency Spots General _____
 Soil Compaction: Soil Surface:
 Spots General Hard Crusted
 Standing Water Small Spots Large Spots
 Herbicide damage Emergence stress
 Physiological Disorder in Corn Yellowish whorl
 Buggywip Stalk bending Twisted whorl
 Doubles _____ % Corn
 Density _____ Variance _____
 Growth _____ Variance _____
 Plant spacing _____ Variance _____
 Emergence _____ Variance _____
 Soil Temperature _____ 2"

- | | | |
|--|--|---|
| <input type="checkbox"/> Cutworms CW | <input type="checkbox"/> White Grubs WG | <input type="checkbox"/> Seed Corn Maggots |
| <input type="checkbox"/> Armyworms AW | <input type="checkbox"/> Flea Beetles FB | <input type="checkbox"/> Foliar Disease-Rust |
| <input type="checkbox"/> Stalkborers SB | <input type="checkbox"/> Aphids A | <input type="checkbox"/> Foliar Disease-Fungi |
| <input type="checkbox"/> Wireworms WW | <input type="checkbox"/> Slugs S | <input type="checkbox"/> Corn Borer-% _____ |
| <input type="checkbox"/> Spider Mites SM | <input type="checkbox"/> Leafhoppers LH | <input type="checkbox"/> Stunted plants |

- | | |
|--------------------------------------|------------------------------------|
| <input type="checkbox"/> Root Damage | <input type="checkbox"/> Plants |
| <input type="checkbox"/> Insects | <input type="checkbox"/> Purplish |
| <input type="checkbox"/> Diseases | <input type="checkbox"/> Yellowish |
| <input type="checkbox"/> Nematodes | <input type="checkbox"/> Stunting |

BioEnt - Early Season Survey

Gary Manley 269-273-7070 or 269-816-1080

Seed Corn Corn Soybeans Wheat Green Beans Hay

Date 6/16/2022

Field Name/Number T4R2 Grower MSU Growth Stage grain fill

General Appearance ok Size 14-16 Variance ok Leaf Color yellowish Variance ok


Plant Population _____ Soil Moisture 0-12 55/60 12-24 _____ 24+ _____ %AWC

Vigor: Good OK Poor General Spotty
 Stress: Heat Moisture Nitrogen General Spotty
 Stress-Chlorophyll: None Low High General Spotty
 Weed Control: Good OK Poor Spotty Dense Spots
 Grasses Broadleaves Perennials

ACTION:
 None Required
 Watch
 Yes, see comments

Comments:
 Clover Corn Crop looks good
 Dense stand of Ragweed under canopy (small)
 small size & color due

- | | |
|---|---|
| <input type="checkbox"/> Annual Grasses AG | <input type="checkbox"/> Pigweed RRP |
| <input type="checkbox"/> Foxtail F | <input type="checkbox"/> Horsenettle HN |
| <input type="checkbox"/> Panicum -Fall FP | <input type="checkbox"/> Bindweed -Field FBW |
| <input type="checkbox"/> Quack grass QG | <input type="checkbox"/> Bindweed -Hedge HBW |
| <input type="checkbox"/> Wirestem Muhly WM | <input type="checkbox"/> Smartweed -Penn. PSM |
| <input type="checkbox"/> Marestail MT | <input type="checkbox"/> Smart -Swamp SSM |
| <input type="checkbox"/> Crabgrass CG | <input checked="" type="checkbox"/> Dogbane -Hemp HDB |
| <input type="checkbox"/> Johnsongrass JG | <input type="checkbox"/> Lambsquarter LQU |
| <input type="checkbox"/> Shattercane SCA | <input type="checkbox"/> Ragweed CRAG |
| <input type="checkbox"/> Nutsedge NS | <input type="checkbox"/> Ragweed -Giant GRAG |
| <input type="checkbox"/> Winter Annuals WA | <input checked="" type="checkbox"/> Dock -Curly CD |
| <input type="checkbox"/> Chickweed CW | <input type="checkbox"/> Nightshade -Black BNS |
| <input type="checkbox"/> Biannuals WB | <input type="checkbox"/> Jimsonweed JW |
| <input type="checkbox"/> Cover Crop CC | <input type="checkbox"/> Canada Thistle CTH |
| <input type="checkbox"/> Velvetleaf VL | <input type="checkbox"/> Yellow Rocket YR |
| <input type="checkbox"/> Cocklebur CBUR | <input type="checkbox"/> Pokeweed PW |
| <input checked="" type="checkbox"/> Milkweed CM | <input type="checkbox"/> Wild Corn WC |



Germination No 1/4" Root Spike PE
 Emergence Breaking VC / V1
 Nutrient Deficiency Spots General N₂
 Soil Compaction: Soil Surface:
 Spots General Hard Crusted
 Standing Water Small Spots Large Spots
 Herbicide damage Emergence stress
 Physiological Disorder in Corn Yellowish whorl
 Buggywip Stalk bending Twisted whorl
 Doubles _____ % Corn
 Density _____ Variance _____
 Growth _____ Variance _____
 Plant spacing _____ Variance _____
 Emergence _____ Variance _____
 Soil Temperature _____ 2"

- | | | |
|--|--|---|
| <input type="checkbox"/> Cutworms CW | <input type="checkbox"/> White Grubs WG | <input type="checkbox"/> Seed Corn Maggots |
| <input type="checkbox"/> Armyworms AW | <input type="checkbox"/> Flea Beetles FB | <input type="checkbox"/> Foliar Disease-Rust |
| <input type="checkbox"/> Stalkborers SB | <input type="checkbox"/> Aphids A | <input type="checkbox"/> Foliar Disease-Fungi |
| <input type="checkbox"/> Wireworms WW | <input type="checkbox"/> Slugs S | <input type="checkbox"/> Corn Borer-% _____ |
| <input type="checkbox"/> Spider Mites SM | <input type="checkbox"/> Leafhoppers LH | <input type="checkbox"/> Stunted plants |

- | | |
|--------------------------------------|------------------------------------|
| <input type="checkbox"/> Root Damage | <input type="checkbox"/> Plants |
| <input type="checkbox"/> Insects | <input type="checkbox"/> Purplish |
| <input type="checkbox"/> Diseases | <input type="checkbox"/> Yellowish |
| <input type="checkbox"/> Nematodes | <input type="checkbox"/> Stunting |

BioEnt - Early Season Survey

Gary Manley 269-273-7070 or 269-816-1080

Seed Corn Corn Soybeans Wheat Green Beans Hay

Date 6/16/2022

Field Name/Number N/2 Rate Grower MUG Growth Stage grain fill

General Appearance good Size _____ Variance _____ Leaf Color _____ Variance _____

Plant Population _____ Soil Moisture 0-12 65/70 12-24 65/70 24+ _____ %AWC

Vigor: Good OK Poor General Spotty
 Stress: Heat Moisture Nitrogen General Spotty
 Stress-Chlorophyll: None Low High General Spotty
 Weed Control: Good OK Poor Spotty Dense Spots
 Grasses Broadleaves Perennials

ACTION:
 None Required good
 Watch
 Yes, see comments

Comments:
Irrigation study
24-30"
Apply Irrigation
7" total in two applications
within next 5-7 days

- Annual Grasses AG
- Foxtail F
- Panicum -Fall FP
- Quack grass QG
- Wirestem Muhly WM
- Maretail MT
- Crabgrass CG
- Johnsongrass JG
- Shattercane SCA
- Nutsedge NS
- Winter Annuals WA
- Chickweed CW
- Biannuals WB
- Cover Crop CC
- Velvetleaf VL
- Cocklebur CBUR
- Milkweed CM
- Pigweed RRP
- Horsenettle HN
- Bindweed -Field FBW
- Bindweed -Hedge HBW
- Smartweed -Penn. PSM
- Smart -Swamp SSM
- Dogbane -Hemp HDB
- Lambsquarter LQU
- Ragweed CRAG
- Ragweed -Giant GRAG
- Dock -Curly CD
- Nightshade -Black BNS
- Jimsonweed JW
- Canada Thistle CTH
- Yellow Rocket YR
- Pokeweed PW
- Wild Corn WC

N
 KEEP WATER level up
 TO end of June.
 W. Do NOT water when E
 starts to dig down
 Currently keep % moisture
 S AT 75/80%

Germination No 1/4" Root Spills dependent
 Emergence Breaking VC / V1 dependent
 Nutrient Deficiency Spots General
 Soil Compaction: Soil Surface:
 Spots General Hard Crusted
 Standing Water Small Spots Large Spots
 Herbicide damage Emergence stress
 Physiological Disorder in Corn Yellowish whorl
 Buggywip Stalk bending Twisted whorl
 Doubles _____ % Corn
 Density _____ Variance _____
 Growth _____ Variance _____
 Plant spacing _____ Variance _____
 Emergence _____ Variance _____
 Soil Temperature _____ 2"

Cutworms CW White Grubs WG Seed Corn Maggots
 Armyworms AW Flea Beetles FB Foliar Disease-Rust
 Stalkborers SB Aphids A Foliar Disease-Fungi
 Wireworms WW Slugs S Corn Borer-%
 Spider Mites SM Leafhoppers LH Stunted plants

Root Damage Plants
 Insects Purplish
 Diseases Yellowish
 Nematodes Stunting

BioEnt - Early Season Survey

Gary Manley 269-273-7070 or 269-816-1080

Seed Corn Corn Soybeans Wheat Green Beans Hay

Date 6/16/2012

Field Name/Number N₂-Rite Grower MSU Growth Stage Grain (y)

General Appearance 9000 Size 24" Variance ok Leaf Color good Variance ok

Plant Population _____ Soil Moisture 0-12 55/60 12-24 _____ 24+ _____ %AWC

Vigor: Good OK Poor General Spotty
 Stress: Heat Moisture Nitrogen General Spotty
 Stress-Chlorophyll: None Low High General Spotty
 Weed Control: Good OK Poor Spotty Dense Spots
 Grasses Broadleaves Perennials

ACTION:

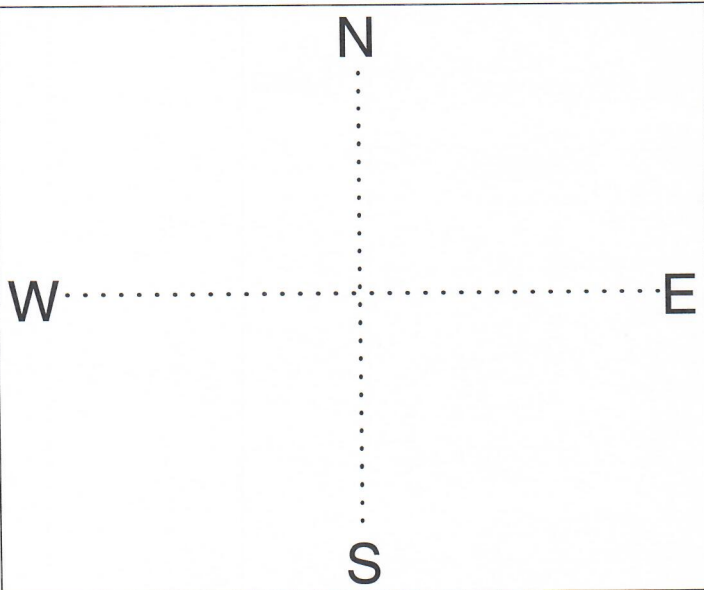
None Required
 Watch
 Yes, see comments

look good

Comments:

non-irrigation study
looks good
N₂ level dependant
Treatment per N₂
~~*deficiency*~~
Deficiency.

- | | |
|--|--|
| <input type="checkbox"/> Annual Grasses AG | <input type="checkbox"/> Pigweed RRP |
| <input type="checkbox"/> Foxtail F | <input type="checkbox"/> Horsenettle HN |
| <input type="checkbox"/> Panicum -Fall FP | <input type="checkbox"/> Bindweed -Field FBW |
| <input type="checkbox"/> Quack grass QG | <input type="checkbox"/> Bindweed -Hedge HBW |
| <input type="checkbox"/> Wirestem Muhly WM | <input type="checkbox"/> Smartweed -Penn. PSM |
| <input type="checkbox"/> Marestail MT | <input type="checkbox"/> Smart -Swamp SSM |
| <input type="checkbox"/> Crabgrass CG | <input type="checkbox"/> Dogbane -Hemp HDB |
| <input type="checkbox"/> Johnsongrass JG | <input type="checkbox"/> Lambsquarter LQU |
| <input type="checkbox"/> Shattercane SCA | <input type="checkbox"/> Ragweed CRAG |
| <input type="checkbox"/> Nutsedge NS | <input type="checkbox"/> Ragweed -Giant GRAG |
| <input type="checkbox"/> Winter Annuals WA | <input type="checkbox"/> Dock -Curly CD |
| <input type="checkbox"/> Chickweed CW | <input type="checkbox"/> Nightshade -Black BNS |
| <input type="checkbox"/> Biannuals WB | <input type="checkbox"/> Jimsonweed JW |
| <input type="checkbox"/> Cover Crop CC | <input type="checkbox"/> Canada Thistle CTH |
| <input type="checkbox"/> Velvetleaf VL | <input type="checkbox"/> Yellow Rocket YR |
| <input type="checkbox"/> Cocklebur CBUR | <input type="checkbox"/> Pokeweed PW |
| <input type="checkbox"/> Milkweed CM | <input type="checkbox"/> Wild Corn WC |



- | | | | |
|---|---|--|--|
| <input type="checkbox"/> Germination | <input type="checkbox"/> No | <input type="checkbox"/> 1/4" Root | <input type="checkbox"/> Spike PE |
| <input type="checkbox"/> Emergence | <input type="checkbox"/> Breaking | <input type="checkbox"/> VC / V1 | |
| <input type="checkbox"/> Nutrient Deficiency | <input type="checkbox"/> Spots | <input type="checkbox"/> General | |
| <input type="checkbox"/> Soil Compaction: | <input type="checkbox"/> Soil Surface: | | |
| | <input type="checkbox"/> Spots | <input type="checkbox"/> General | <input type="checkbox"/> Hard <input type="checkbox"/> Crusted |
| <input type="checkbox"/> Standing Water | <input type="checkbox"/> Small Spots | <input type="checkbox"/> Large Spots | |
| <input type="checkbox"/> Herbicide damage | <input type="checkbox"/> Emergence stress | | |
| <input type="checkbox"/> Physiological Disorder in Corn | <input type="checkbox"/> Yellowish whorl | | |
| | <input type="checkbox"/> Buggywip | <input type="checkbox"/> Stalk bending | <input type="checkbox"/> Twisted whorl |
| <input type="checkbox"/> Doubles _____ % Corn | | | |
| <input type="checkbox"/> Density _____ | Variance _____ | | |
| <input type="checkbox"/> Growth _____ | Variance _____ | | |
| <input type="checkbox"/> Plant spacing _____ | Variance _____ | | |
| <input type="checkbox"/> Emergence _____ | Variance _____ | | |
| <input type="checkbox"/> Soil Temperature _____ | 2" | | |

- | | | |
|--|--|---|
| <input type="checkbox"/> Cutworms CW | <input type="checkbox"/> White Grubs WG | <input type="checkbox"/> Seed Corn Maggots |
| <input type="checkbox"/> Armyworms AW | <input type="checkbox"/> Flea Beetles FB | <input type="checkbox"/> Foliar Disease-Rust |
| <input type="checkbox"/> Stalkborers SB | <input type="checkbox"/> Aphids A | <input type="checkbox"/> Foliar Disease-Fungi |
| <input type="checkbox"/> Wireworms WW | <input type="checkbox"/> Slugs S | <input type="checkbox"/> Corn Borer-% _____ |
| <input type="checkbox"/> Spider Mites SM | <input type="checkbox"/> Leafhoppers LH | <input type="checkbox"/> Stunted plants |

- | | |
|--------------------------------------|------------------------------------|
| <input type="checkbox"/> Root Damage | <input type="checkbox"/> Plants |
| <input type="checkbox"/> Insects | <input type="checkbox"/> Purplish |
| <input type="checkbox"/> Diseases | <input type="checkbox"/> Yellowish |
| <input type="checkbox"/> Nematodes | <input type="checkbox"/> Stunting |

BioEnt – Early Season Survey

Gary Manley 269-273-7070 or 269-816-1080

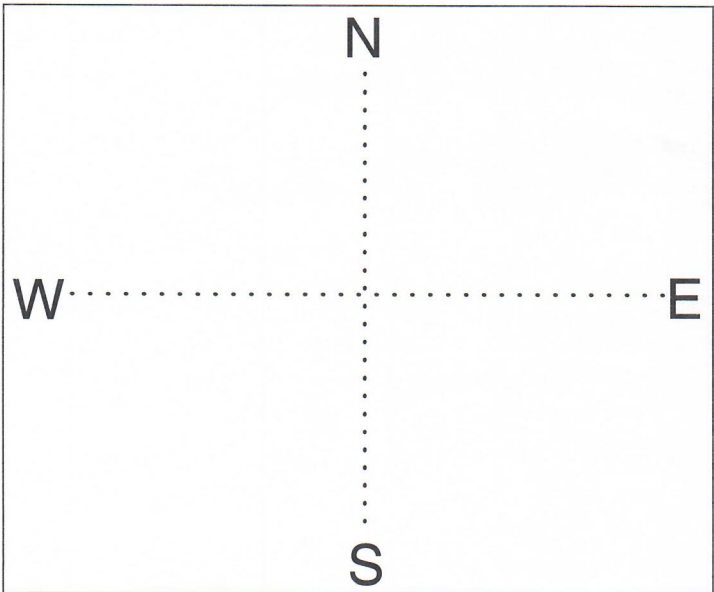
Seed Corn Corn Soybeans Wheat Green Beans Hay Switch grass Date 6/16/2022
 Field Name/Number _____ Grower MSU Growth Stage veg.
 General Appearance good Size 3-4' Variance ok Leaf Color good Variance good
 Plant Population _____ Soil Moisture 0-12 ok 12-24 dry 24+ _____ %AWC _____

Vigor: Good OK Poor General Spotty
 Stress: Heat Moisture Nitrogen General Spotty
 Stress-Chlorophyll: None Low High General Spotty
 Weed Control: Good OK Poor Spotty Dense Spots
 Grasses Broadleaves Perennials

ACTION: Color/growth normal
 None Required
 Watch
 Yes, see comments

Comments:
Control mareetail ?
Flea bane patches
mayweed scattered

- | | |
|---|--|
| <input type="checkbox"/> Annual Grasses AG | <input type="checkbox"/> Pigweed RRP |
| <input type="checkbox"/> Foxtail F | <input type="checkbox"/> Horsenettle HN |
| <input type="checkbox"/> Panicum -Fall FP | <input type="checkbox"/> Bindweed -Field FBW |
| <input type="checkbox"/> Quack grass QG | <input type="checkbox"/> Bindweed -Hedge HBW |
| <input type="checkbox"/> Wirestem Muhly WM | <input type="checkbox"/> Smartweed -Penn. PSM |
| <input checked="" type="checkbox"/> Maretail MT | <input type="checkbox"/> Smart -Swamp SSM |
| <input type="checkbox"/> Crabgrass CG | <input type="checkbox"/> Dogbane -Hemp HDB |
| <input type="checkbox"/> Johnsongrass JG | <input type="checkbox"/> Lambsquarter LQU |
| <input type="checkbox"/> Shattercane SCA | <input type="checkbox"/> Ragweed CRAG |
| <input type="checkbox"/> Nutsedge NS | <input type="checkbox"/> Ragweed -Giant GRAG |
| <input type="checkbox"/> Winter Annuals WA | <input checked="" type="checkbox"/> Dock -Curly CD |
| <input type="checkbox"/> Chickweed CW | <input type="checkbox"/> Nightshade -Black BNS |
| <input type="checkbox"/> Biannuals WB | <input type="checkbox"/> Jimsonweed JW |
| <input type="checkbox"/> Cover Crop CC | <input type="checkbox"/> Canada Thistle CTH |
| <input type="checkbox"/> Velvetleaf VL | <input type="checkbox"/> Yellow Rocket YR |
| <input type="checkbox"/> Cocklebur CBUR | <input type="checkbox"/> Pokeweed PW |
| <input type="checkbox"/> Milkweed CM | <input type="checkbox"/> Wild Corn WC |



Germination No 1/4" Root Spike PE
 Emergence Breaking VC / V1
 Nutrient Deficiency Spots General _____
 Soil Compaction: Soil Surface:
 Spots General Hard Crusted
 Standing Water Small Spots Large Spots
 Herbicide damage Emergence stress
 Physiological Disorder in Corn Yellowish whorl
 Buggywip Stalk bending Twisted whorl
 Doubles _____ % Corn
 Density _____ Variance _____
 Growth _____ Variance _____
 Plant spacing _____ Variance _____
 Emergence _____ Variance _____
 Soil Temperature _____ 2"

- | | | |
|--|--|---|
| <input type="checkbox"/> Cutworms CW | <input type="checkbox"/> White Grubs WG | <input type="checkbox"/> Seed Corn Maggots |
| <input type="checkbox"/> Armyworms AW | <input type="checkbox"/> Flea Beetles FB | <input type="checkbox"/> Foliar Disease-Rust |
| <input type="checkbox"/> Stalkborers SB | <input type="checkbox"/> Aphids A | <input type="checkbox"/> Foliar Disease-Fungi |
| <input type="checkbox"/> Wireworms WW | <input type="checkbox"/> Slugs S | <input type="checkbox"/> Corn Borer-% _____ |
| <input type="checkbox"/> Spider Mites SM | <input type="checkbox"/> Leafhoppers LH | <input type="checkbox"/> Stunted plants |

- | | |
|--------------------------------------|------------------------------------|
| <input type="checkbox"/> Root Damage | <input type="checkbox"/> Plants |
| <input type="checkbox"/> Insects | <input type="checkbox"/> Purplish |
| <input type="checkbox"/> Diseases | <input type="checkbox"/> Yellowish |
| <input type="checkbox"/> Nematodes | <input type="checkbox"/> Stunting |