

BioEnt – Early Season Survey

Gary Manley 269-273-7070 or 269-816-1080

Seed Corn Corn Soybeans Wheat Green Beans Hay

Date 9/8 2022

Field Name/Number T1 R4 Grower MSY Growth Stage _____

General Appearance _____ Size _____ Variance _____ Leaf Color _____ Variance _____

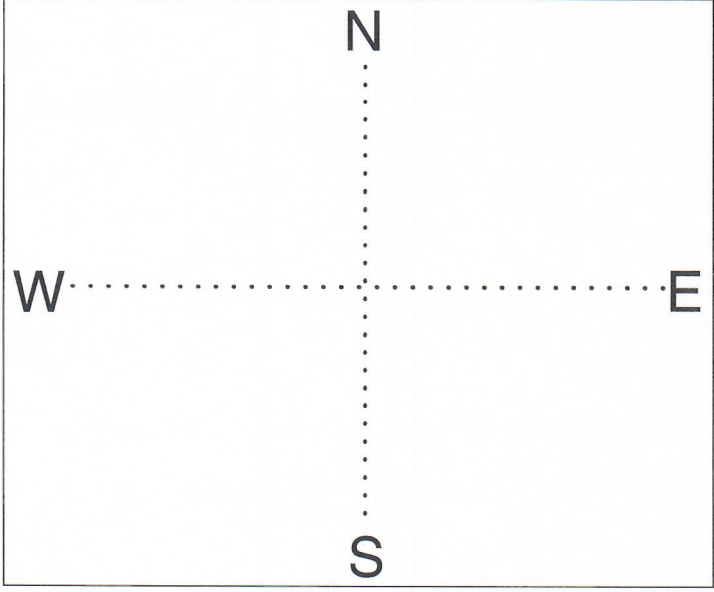
Plant Population _____ Soil Moisture 0-12 55/60 12-24 _____ 24+ _____ %AWC _____

Vigor: Good OK Poor General Spotty
 Stress: Heat Moisture Nitrogen General Spotty
 Stress-Chlorophyll: None Low High General Spotty
 Weed Control: Good OK Poor Spotty Dense Spots
 Grasses Broadleaves Perennials

ACTION: see notes
 None Required
 Watch No Crop
 Yes, see comments

Comments:
Recently mowed spray weeds/grass anytime

- | | |
|--|--|
| <input type="checkbox"/> Annual Grasses AG | <input type="checkbox"/> Pigweed RRP |
| <input type="checkbox"/> Foxtail F | <input type="checkbox"/> Horsenettle HN |
| <input type="checkbox"/> Panicum -Fall FP | <input type="checkbox"/> Bindweed -Field FBW |
| <input type="checkbox"/> Quack grass QG | <input type="checkbox"/> Bindweed -Hedge HBW |
| <input type="checkbox"/> Wirestem Muhly WM | <input type="checkbox"/> Smartweed -Penn. PSM |
| <input type="checkbox"/> Maretail MT | <input type="checkbox"/> Smart -Swamp SSM |
| <input type="checkbox"/> Crabgrass CG | <input type="checkbox"/> Dogbane -Hemp HDB |
| <input type="checkbox"/> Johnsongrass JG | <input type="checkbox"/> Lambsquarter LQU |
| <input type="checkbox"/> Shattercane SCA | <input type="checkbox"/> Ragweed CRAG |
| <input type="checkbox"/> Nutsedge NS | <input type="checkbox"/> Ragweed -Giant GRAG |
| <input type="checkbox"/> Winter Annuals WA | <input type="checkbox"/> Dock -Curly CD |
| <input type="checkbox"/> Chickweed CW | <input type="checkbox"/> Nightshade -Black BNS |
| <input type="checkbox"/> Biannuals WB | <input type="checkbox"/> Jimsonweed JW |
| <input type="checkbox"/> Cover Crop CC | <input type="checkbox"/> Canada Thistle CTH |
| <input type="checkbox"/> Velvetleaf VL | <input type="checkbox"/> Yellow Rocket YR |
| <input type="checkbox"/> Cocklebur CBUR | <input type="checkbox"/> Pokeweed PW |
| <input type="checkbox"/> Milkweed CM | <input type="checkbox"/> Wild Corn WC |



- Germination No 1/4" Root Spike PE
 Emergence Breaking VC / V1
 Nutrient Deficiency Spots General _____
 Soil Compaction: Soil Surface:
 Spots General Hard Crusted
 Standing Water Small Spots Large Spots
 Herbicide damage Emergence stress
 Physiological Disorder in Corn Yellowish whorl
 Buggywip Stalk bending Twisted whorl
 Doubles _____ % Corn
 Density _____ Variance _____
 Growth _____ Variance _____
 Plant spacing _____ Variance _____
 Emergence _____ Variance _____
 Soil Temperature _____ 2"

- | | | |
|--|--|---|
| <input type="checkbox"/> Cutworms CW | <input type="checkbox"/> White Grubs WG | <input type="checkbox"/> Seed Corn Maggots |
| <input type="checkbox"/> Armyworms AW | <input type="checkbox"/> Flea Beetles FB | <input type="checkbox"/> Foliar Disease-Rust |
| <input type="checkbox"/> Stalkborers SB | <input type="checkbox"/> Aphids A | <input type="checkbox"/> Foliar Disease-Fungi |
| <input type="checkbox"/> Wireworms WW | <input type="checkbox"/> Slugs S | <input type="checkbox"/> Corn Borer-% _____ |
| <input type="checkbox"/> Spider Mites SM | <input type="checkbox"/> Leafhoppers LH | <input type="checkbox"/> Stunted plants |

- | | |
|--------------------------------------|------------------------------------|
| <input type="checkbox"/> Root Damage | <input type="checkbox"/> Plants |
| <input type="checkbox"/> Insects | <input type="checkbox"/> Purplish |
| <input type="checkbox"/> Diseases | <input type="checkbox"/> Yellowish |
| <input type="checkbox"/> Nematodes | <input type="checkbox"/> Stunting |

BioEnt – Early Season Survey

Gary Manley 269-273-7070 or 269-816-1080

Seed Corn Corn Soybeans Wheat Green Beans Hay

Date 9/8 2022

Field Name/Number T2 R4 Grower MSY Growth Stage _____

General Appearance _____ Size _____ Variance _____ Leaf Color _____ Variance _____

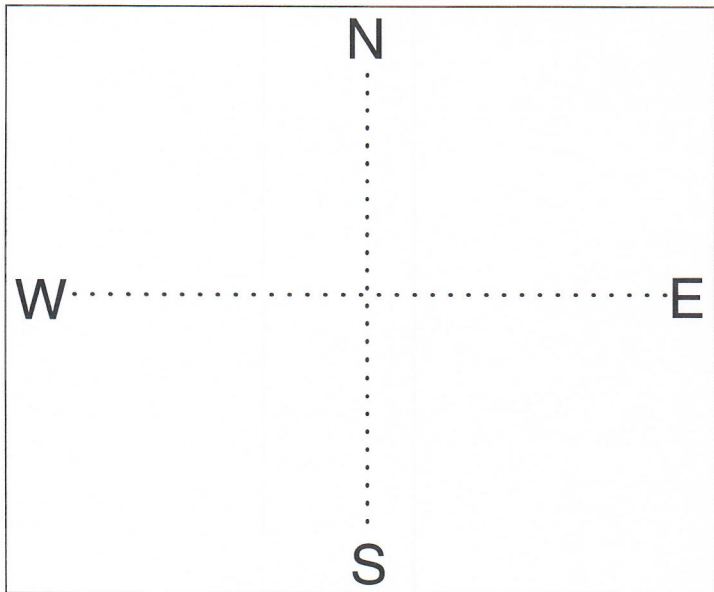
Plant Population _____ Soil Moisture 0-12 55/60 12-24 _____ 24+ _____ %AWC _____

Vigor: Good OK Poor General Spotty
 Stress: Heat Moisture Nitrogen General Spotty
 Stress-Chlorophyll: None Low High General Spotty
 Weed Control: Good OK Poor Spotty Dense Spots
 Grasses Broadleaves Perennials

ACTION: see notes
 None Required No Crop
 Watch
 Yes, see comments

Comments:
Recently mowed
Spring weeds/grasses
anytime

- | | |
|--|--|
| <input type="checkbox"/> Annual Grasses AG | <input type="checkbox"/> Pigweed RRP |
| <input type="checkbox"/> Foxtail F | <input type="checkbox"/> Horsenettle HN |
| <input type="checkbox"/> Panicum -Fall FP | <input type="checkbox"/> Bindweed -Field FBW |
| <input type="checkbox"/> Quack grass QG | <input type="checkbox"/> Bindweed -Hedge HBW |
| <input type="checkbox"/> Wirestem Muhly WM | <input type="checkbox"/> Smartweed -Penn. PSM |
| <input type="checkbox"/> Marestail MT | <input type="checkbox"/> Smart -Swamp SSM |
| <input type="checkbox"/> Crabgrass CG | <input type="checkbox"/> Dogbane -Hemp HDB |
| <input type="checkbox"/> Johnsongrass JG | <input type="checkbox"/> Lambsquarter LQU |
| <input type="checkbox"/> Shattercane SCA | <input type="checkbox"/> Ragweed CRAG |
| <input type="checkbox"/> Nutsedge NS | <input type="checkbox"/> Ragweed -Giant GRAG |
| <input type="checkbox"/> Winter Annuals WA | <input type="checkbox"/> Dock -Curly CD |
| <input type="checkbox"/> Chickweed CW | <input type="checkbox"/> Nightshade -Black BNS |
| <input type="checkbox"/> Biannuals WB | <input type="checkbox"/> Jimsonweed JW |
| <input type="checkbox"/> Cover Crop CC | <input type="checkbox"/> Canada Thistle CTH |
| <input type="checkbox"/> Velvetleaf VL | <input type="checkbox"/> Yellow Rocket YR |
| <input type="checkbox"/> Cocklebur CBUR | <input type="checkbox"/> Pokeweed PW |
| <input type="checkbox"/> Milkweed CM | <input type="checkbox"/> Wild Corn WC |



Germination No 1/4" Root Spike PE
 Emergence Breaking VC / V1
 Nutrient Deficiency Spots General _____
 Soil Compaction: Soil Surface:
 Spots General Hard Crusted
 Standing Water Small Spots Large Spots
 Herbicide damage Emergence stress
 Physiological Disorder in Corn Yellowish whorl
 Buggywip Stalk bending Twisted whorl
 Doubles _____ % Corn
 Density _____ Variance _____
 Growth _____ Variance _____
 Plant spacing _____ Variance _____
 Emergence _____ Variance _____
 Soil Temperature _____ 2"

- | | | |
|--|--|---|
| <input type="checkbox"/> Cutworms CW | <input type="checkbox"/> White Grubs WG | <input type="checkbox"/> Seed Corn Maggots |
| <input type="checkbox"/> Armyworms AW | <input type="checkbox"/> Flea Beetles FB | <input type="checkbox"/> Foliar Disease-Rust |
| <input type="checkbox"/> Stalkborers SB | <input type="checkbox"/> Aphids A | <input type="checkbox"/> Foliar Disease-Fungi |
| <input type="checkbox"/> Wireworms WW | <input type="checkbox"/> Slugs S | <input type="checkbox"/> Corn Borer-% _____ |
| <input type="checkbox"/> Spider Mites SM | <input type="checkbox"/> Leafhoppers LH | <input type="checkbox"/> Stunted plants |

- | | |
|--------------------------------------|------------------------------------|
| <input type="checkbox"/> Root Damage | <input type="checkbox"/> Plants |
| <input type="checkbox"/> Insects | <input type="checkbox"/> Purplish |
| <input type="checkbox"/> Diseases | <input type="checkbox"/> Yellowish |
| <input type="checkbox"/> Nematodes | <input type="checkbox"/> Stunting |

BioEnt – Early Season Survey

Gary Manley 269-273-7070 or 269-816-1080

Seed Corn Corn Soybeans Wheat Green Beans Hay

Date 7/18/2022

Field Name/Number T324 Grower INSU Growth Stage _____

General Appearance _____ Size _____ Variance _____ Leaf Color _____ Variance _____

Plant Population _____ Soil Moisture 0-12 55/60 12-24 _____ 24+ _____ %AWC

Vigor: Good OK Poor General Spotty
 Stress: Heat Moisture Nitrogen General Spotty
 Stress-Chlorophyll: None Low High General Spotty
 Weed Control: Good OK Poor Spotty Dense Spots
 Grasses Broadleaves Perennials

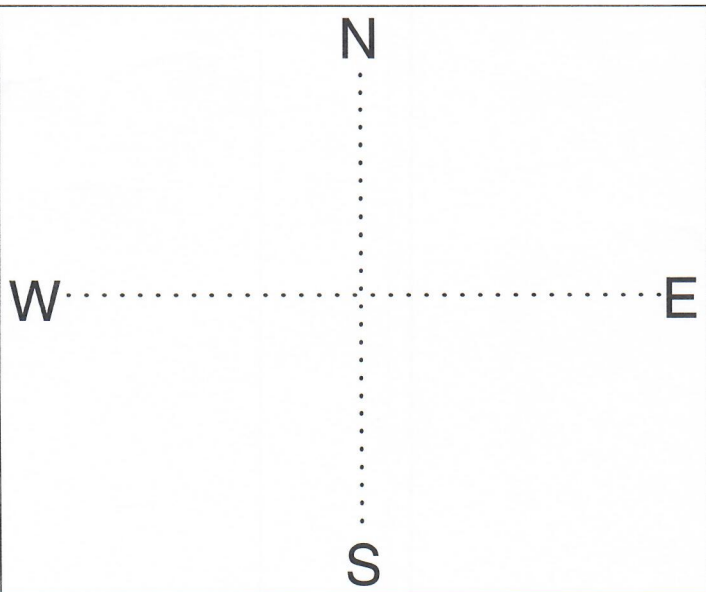
ACTION: *See notes*
 None Required
 Watch *Corn growing good*
 Yes, see comments

Comments:

*clover looks good
good stand*

*Annual blue grass common
watch/control as needed*

- | | |
|---|--|
| <input checked="" type="checkbox"/> Annual Grasses AG | <input type="checkbox"/> Pigweed RRP |
| <input type="checkbox"/> Foxtail F | <input type="checkbox"/> Horsenettle HN |
| <input type="checkbox"/> Panicum -Fall FP | <input type="checkbox"/> Bindweed -Field FBW |
| <input checked="" type="checkbox"/> Quack grass QG | <input type="checkbox"/> Bindweed -Hedge HBW |
| <input type="checkbox"/> Wirestem Muhly WM | <input type="checkbox"/> Smartweed -Penn. PSM |
| <input type="checkbox"/> Maretail MT | <input type="checkbox"/> Smart -Swamp SSM |
| <input checked="" type="checkbox"/> Crabgrass CG | <input type="checkbox"/> Dogbane -Hemp HDB |
| <input type="checkbox"/> Johnsongrass JG | <input type="checkbox"/> Lambsquarter LQU |
| <input type="checkbox"/> Shattercane SCA | <input type="checkbox"/> Ragweed CRAG |
| <input type="checkbox"/> Nutsedge NS | <input type="checkbox"/> Ragweed -Giant GRAG |
| <input type="checkbox"/> Winter Annuals WA | <input type="checkbox"/> Dock -Curly CD |
| <input type="checkbox"/> Chickweed CW | <input type="checkbox"/> Nightshade -Black BNS |
| <input type="checkbox"/> Biannuals WB | <input type="checkbox"/> Jimsonweed JW |
| <input type="checkbox"/> Cover Crop CC | <input type="checkbox"/> Canada Thistle CTH |
| <input type="checkbox"/> Velvetleaf VL | <input type="checkbox"/> Yellow Rocket YR |
| <input type="checkbox"/> Cocklebur CBUR | <input type="checkbox"/> Pokeweed PW |
| <input type="checkbox"/> Milkweed CM | <input type="checkbox"/> Wild Corn WC |



- | | | | |
|---|---|--|-----------------------------------|
| <input type="checkbox"/> Germination | <input type="checkbox"/> No | <input type="checkbox"/> 1/4" Root | <input type="checkbox"/> Spike PE |
| <input type="checkbox"/> Emergence | <input type="checkbox"/> Breaking | <input type="checkbox"/> VC / V1 | |
| <input type="checkbox"/> Nutrient Deficiency | <input type="checkbox"/> Spots | <input type="checkbox"/> General | |
| <input type="checkbox"/> Soil Compaction: | <input type="checkbox"/> Soil Surface: | | |
| <input type="checkbox"/> Spots | <input type="checkbox"/> General | <input type="checkbox"/> Hard | <input type="checkbox"/> Crusted |
| <input type="checkbox"/> Standing Water | <input type="checkbox"/> Small Spots | <input type="checkbox"/> Large Spots | |
| <input type="checkbox"/> Herbicide damage | <input type="checkbox"/> Emergence stress | | |
| <input type="checkbox"/> Physiological Disorder in Corn | <input type="checkbox"/> Yellowish whorl | | |
| <input type="checkbox"/> Buggywip | <input type="checkbox"/> Stalk bending | <input type="checkbox"/> Twisted whorl | |
| <input type="checkbox"/> Doubles _____ % Corn | | | |
| <input type="checkbox"/> Density _____ Variance _____ | | | |
| <input type="checkbox"/> Growth _____ Variance _____ | | | |
| <input type="checkbox"/> Plant spacing _____ Variance _____ | | | |
| <input type="checkbox"/> Emergence _____ Variance _____ | | | |
| <input type="checkbox"/> Soil Temperature _____ 2" | | | |

- | | | |
|--|--|---|
| <input type="checkbox"/> Cutworms CW | <input type="checkbox"/> White Grubs WG | <input type="checkbox"/> Seed Corn Maggots |
| <input type="checkbox"/> Armyworms AW | <input type="checkbox"/> Flea Beetles FB | <input type="checkbox"/> Foliar Disease-Rust |
| <input type="checkbox"/> Stalkborers SB | <input type="checkbox"/> Aphids A | <input type="checkbox"/> Foliar Disease-Fungi |
| <input type="checkbox"/> Wireworms WW | <input type="checkbox"/> Slugs S | <input type="checkbox"/> Corn Borer-% _____ |
| <input type="checkbox"/> Spider Mites SM | <input type="checkbox"/> Leafhoppers LH | <input type="checkbox"/> Stunted plants |

- | | |
|--------------------------------------|------------------------------------|
| <input type="checkbox"/> Root Damage | <input type="checkbox"/> Plants |
| <input type="checkbox"/> Insects | <input type="checkbox"/> Purplish |
| <input type="checkbox"/> Diseases | <input type="checkbox"/> Yellowish |
| <input type="checkbox"/> Nematodes | <input type="checkbox"/> Stunting |

BioEnt - Early Season Survey

Gary Manley 269-273-7070 or 269-816-1080

Seed Corn Corn Soybeans Wheat Green Beans Hay

Date 9/8/2022

Field Name/Number 74R4 Grower MSU Growth Stage _____

General Appearance _____ Size _____ Variance _____ Leaf Color _____ Variance _____

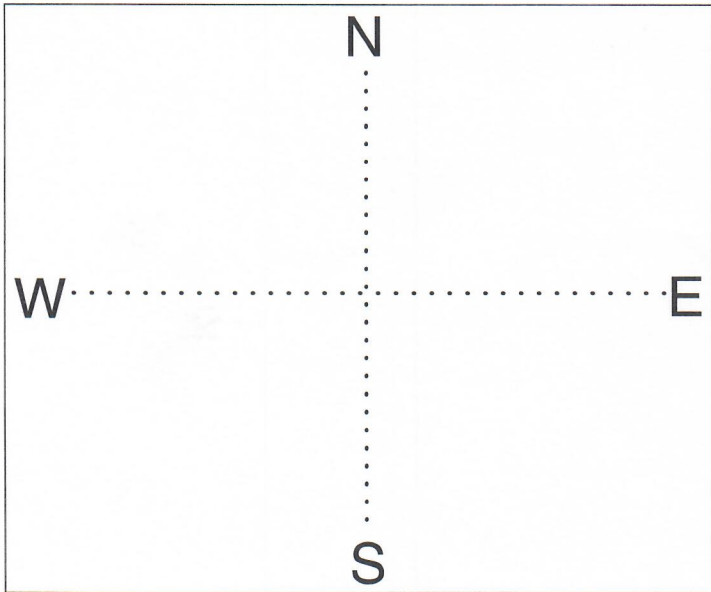
Plant Population _____ Soil Moisture 0-12 55/60 2-24 _____ 24+ _____ %AWC _____

Vigor: Good OK Poor General Spotty
 Stress: Heat Moisture Nitrogen General Spotty
 Stress-Chlorophyll: None Low High General Spotty
 Weed Control: Good OK Poor Spotty Dense Spots
 Grasses Broadleaves Perennials

ACTION:
 None Required *OK*
 Watch
 Yes, see comments

Comments:
clover looks good
now to control weeds
mostly Ragweed plus
some foxtail

- | | |
|--|--|
| <input type="checkbox"/> Annual Grasses AG | <input type="checkbox"/> Pigweed RRP |
| <input type="checkbox"/> Foxtail F | <input type="checkbox"/> Horsenettle HN |
| <input type="checkbox"/> Panicum -Fall FP | <input type="checkbox"/> Bindweed -Field FBW |
| <input type="checkbox"/> Quack grass QG | <input type="checkbox"/> Bindweed -Hedge HBW |
| <input type="checkbox"/> Wirestem Muhly WM | <input type="checkbox"/> Smartweed -Penn. PSM |
| <input type="checkbox"/> Maretail MT | <input type="checkbox"/> Smart -Swamp SSM |
| <input type="checkbox"/> Crabgrass CG | <input type="checkbox"/> Dogbane -Hemp HDB |
| <input type="checkbox"/> Johnsongrass JG | <input type="checkbox"/> Lambsquarter LQU |
| <input type="checkbox"/> Shattercane SCA | <input type="checkbox"/> Ragweed CRAG |
| <input type="checkbox"/> Nutsedge NS | <input type="checkbox"/> Ragweed -Giant GRAG |
| <input type="checkbox"/> Winter Annuals WA | <input type="checkbox"/> Dock -Curly CD |
| <input type="checkbox"/> Chickweed CW | <input type="checkbox"/> Nightshade -Black BNS |
| <input type="checkbox"/> Biannuals WB | <input type="checkbox"/> Jimsonweed JW |
| <input type="checkbox"/> Cover Crop CC | <input type="checkbox"/> Canada Thistle CTH |
| <input type="checkbox"/> Velvetleaf VL | <input type="checkbox"/> Yellow Rocket YR |
| <input type="checkbox"/> Cocklebur CBUR | <input type="checkbox"/> Pokeweed PW |
| <input type="checkbox"/> Milkweed CM | <input type="checkbox"/> Wild Corn WC |



Germination No 1/4" Root Spike PE
 Emergence Breaking VC / V1
 Nutrient Deficiency Spots General _____
 Soil Compaction: Soil Surface:
 Spots General Hard Crusted
 Standing Water Small Spots Large Spots
 Herbicide damage Emergence stress
 Physiological Disorder in Corn Yellowish whorl
 Buggywip Stalk bending Twisted whorl
 Doubles _____ % Corn
 Density _____ Variance _____
 Growth _____ Variance _____
 Plant spacing _____ Variance _____
 Emergence _____ Variance _____
 Soil Temperature _____ 2"

Cutworms CW White Grubs WG Seed Corn Maggots
 Armyworms AW Flea Beetles FB Foliar Disease-Rust
 Stalkborers SB Aphids A Foliar Disease-Fungi
 Wireworms WW Slugs S Corn Borer-%
 Spider Mites SM Leafhoppers LH Stunted plants

Root Damage Plants
 Insects Purplish
 Diseases Yellowish
 Nematodes Stunting

BioEnt - Early Season Survey

Gary Manley 269-273-7070 or 269-816-1080

Seed Corn Corn Soybeans Wheat Green Beans Hay

Date 8/18 2022

Field Name/Number R2 Studio grower _____ Growth Stage _____

General Appearance _____ Size _____ Variance _____ Leaf Color _____ Variance _____

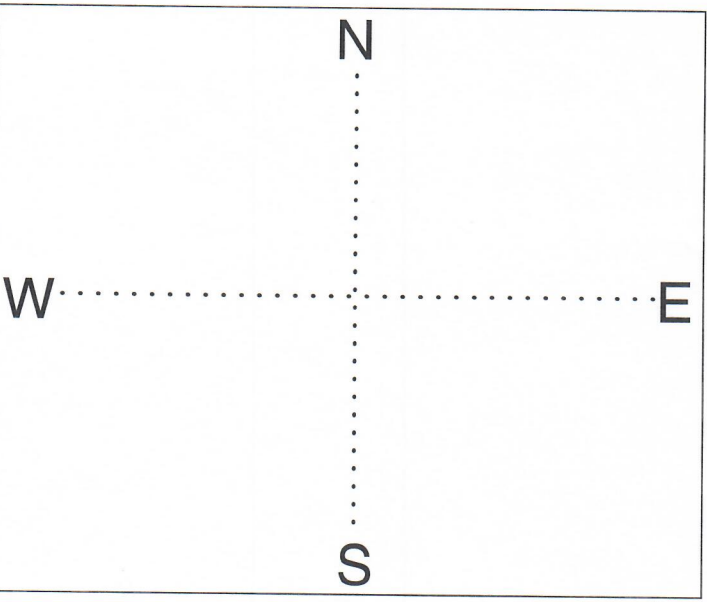
Plant Population _____ Soil Moisture 0-12 55/60 12-24 _____ 24+ _____ %AWC _____

Vigor: Good OK Poor General Spotty
 Stress: Heat Moisture Nitrogen General Spotty
 Stress-Chlorophyll: None Low High General Spotty
 Weed Control: Good OK Poor Spotty Dense Spots
 Grasses Broadleaves Perennials

ACTION: See notes
 None Required No Crop
 Watch
 Yes, see comments

Comments:
Innigated
Control GRASSES & WEEDS AS needed.

- | | |
|--|--|
| <input type="checkbox"/> Annual Grasses AG | <input type="checkbox"/> Pigweed RRP |
| <input type="checkbox"/> Foxtail F | <input type="checkbox"/> Horsenettle HN |
| <input type="checkbox"/> Panicum -Fall FP | <input type="checkbox"/> Bindweed -Field FBW |
| <input type="checkbox"/> Quack grass QG | <input type="checkbox"/> Bindweed -Hedge HBW |
| <input type="checkbox"/> Wirestem Muhly WM | <input type="checkbox"/> Smartweed -Penn. PSM |
| <input type="checkbox"/> Marestail MT | <input type="checkbox"/> Smart -Swamp SSM |
| <input type="checkbox"/> Crabgrass CG | <input type="checkbox"/> Dogbane -Hemp HDB |
| <input type="checkbox"/> Johnsongrass JG | <input type="checkbox"/> Lambsquarter LQU |
| <input type="checkbox"/> Shattercane SCA | <input type="checkbox"/> Ragweed CRAG |
| <input type="checkbox"/> Nutsedge NS | <input type="checkbox"/> Ragweed -Giant GRAG |
| <input type="checkbox"/> Winter Annuals WA | <input type="checkbox"/> Dock -Curly CD |
| <input type="checkbox"/> Chickweed CW | <input type="checkbox"/> Nightshade -Black BNS |
| <input type="checkbox"/> Biannuals WB | <input type="checkbox"/> Jimsonweed JW |
| <input type="checkbox"/> Cover Crop CC | <input type="checkbox"/> Canada Thistle CTH |
| <input type="checkbox"/> Velvetleaf VL | <input type="checkbox"/> Yellow Rocket YR |
| <input type="checkbox"/> Cocklebur CBUR | <input type="checkbox"/> Pokeweed PW |
| <input type="checkbox"/> Milkweed CM | <input type="checkbox"/> Wild Corn WC |



Germination No 1/4" Root Spike PE
 Emergence Breaking VC / V1
 Nutrient Deficiency Spots General _____
 Soil Compaction: Soil Surface:
 Spots General Hard Crusted
 Standing Water Small Spots Large Spots
 Herbicide damage Emergence stress
 Physiological Disorder in Corn Yellowish whorl
 Buggywip Stalk bending Twisted whorl
 Doubles _____ % Corn
 Density _____ Variance _____
 Growth _____ Variance _____
 Plant spacing _____ Variance _____
 Emergence _____ Variance _____
 Soil Temperature _____ 2"

<input type="checkbox"/> Cutworms CW	<input type="checkbox"/> White Grubs WG	<input type="checkbox"/> Seed Corn Maggots
<input type="checkbox"/> Armyworms AW	<input type="checkbox"/> Flea Beetles FB	<input type="checkbox"/> Foliar Disease-Rust
<input type="checkbox"/> Stalkborers SB	<input type="checkbox"/> Aphids A	<input type="checkbox"/> Foliar Disease-Fungi
<input type="checkbox"/> Wireworms WW	<input type="checkbox"/> Slugs S	<input type="checkbox"/> Corn Borer-% _____
<input type="checkbox"/> Spider Mites SM	<input type="checkbox"/> Leafhoppers LH	<input type="checkbox"/> Stunted plants

<input type="checkbox"/> Root Damage	<input type="checkbox"/> Plants
<input type="checkbox"/> Insects	<input type="checkbox"/> Purplish
<input type="checkbox"/> Diseases	<input type="checkbox"/> Yellowish
<input type="checkbox"/> Nematodes	<input type="checkbox"/> Stunting

BioEnt - Early Season Survey

Gary Manley 269-273-7070 or 269-816-1080

non-irrigated

Date 9/18/2022

Seed Corn Corn Soybeans Wheat Green Beans Hay

Field Name/Number N2 Study Grower _____ Growth Stage _____

General Appearance _____ Size _____ Variance _____ Leaf Color _____ Variance _____

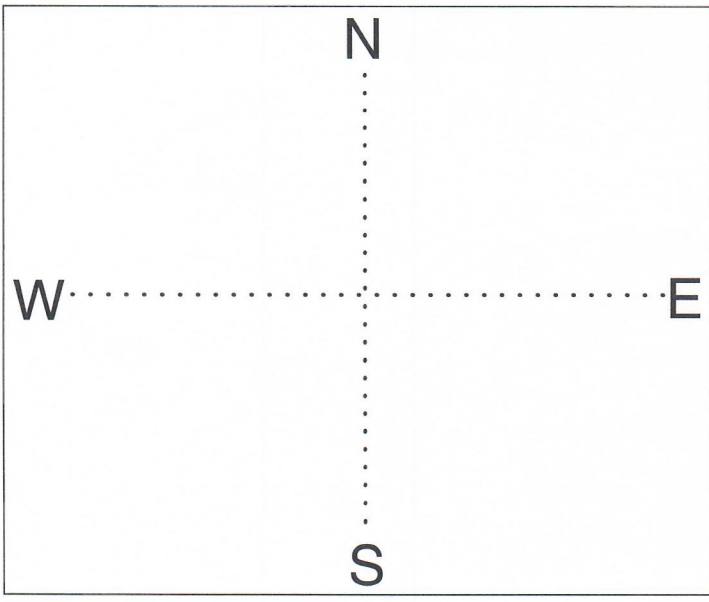
Plant Population _____ Soil Moisture 0-12 55/60 12-24 _____ 24+ _____ %AWC _____

Vigor: Good OK Poor General Spotty
 Stress: Heat Moisture Nitrogen General Spotty
 Stress-Chlorophyll: None Low High General Spotty
 Weed Control: Good OK Poor Spotty Dense Spots
 Grasses Broadleaves Perennials

ACTION:
 None Required *See notes*
 Watch *no crop*
 Yes, see comments

Comments:
non-irrigated
Control grasses & weeds as needed.

- | | |
|--|--|
| <input type="checkbox"/> Annual Grasses AG | <input type="checkbox"/> Pigweed RRP |
| <input type="checkbox"/> Foxtail F | <input type="checkbox"/> Horsenettle HN |
| <input type="checkbox"/> Panicum -Fall FP | <input type="checkbox"/> Bindweed -Field FBW |
| <input type="checkbox"/> Quack grass QG | <input type="checkbox"/> Bindweed -Hedge HBW |
| <input type="checkbox"/> Wirestem Muhly WM | <input type="checkbox"/> Smartweed -Penn. PSM |
| <input type="checkbox"/> Maretail MT | <input type="checkbox"/> Smart -Swamp SSM |
| <input type="checkbox"/> Crabgrass CG | <input type="checkbox"/> Dogbane -Hemp HDB |
| <input type="checkbox"/> Johnsongrass JG | <input type="checkbox"/> Lambsquarter LQU |
| <input type="checkbox"/> Shattercane SCA | <input type="checkbox"/> Ragweed CRAG |
| <input type="checkbox"/> Nutsedge NS | <input type="checkbox"/> Ragweed -Giant GRAG |
| <input type="checkbox"/> Winter Annuals WA | <input type="checkbox"/> Dock -Curly CD |
| <input type="checkbox"/> Chickweed CW | <input type="checkbox"/> Nightshade -Black BNS |
| <input type="checkbox"/> Biannuals WB | <input type="checkbox"/> Jimsonweed JW |
| <input type="checkbox"/> Cover Crop CC | <input type="checkbox"/> Canada Thistle CTH |
| <input type="checkbox"/> Velvetleaf VL | <input type="checkbox"/> Yellow Rocket YR |
| <input type="checkbox"/> Cocklebur CBUR | <input type="checkbox"/> Pokeweed PW |
| <input type="checkbox"/> Milkweed CM | <input type="checkbox"/> Wild Corn WC |



Germination No 1/4" Root Spike PE
 Emergence Breaking VC / V1
 Nutrient Deficiency Spots General _____
 Soil Compaction: Soil Surface:
 Spots General Hard Crusted
 Standing Water Small Spots Large Spots
 Herbicide damage Emergence stress
 Physiological Disorder in Corn Yellowish whorl
 Buggywip Stalk bending Twisted whorl
 Doubles _____ % Corn
 Density _____ Variance _____
 Growth _____ Variance _____
 Plant spacing _____ Variance _____
 Emergence _____ Variance _____
 Soil Temperature _____ 2"

Cutworms CW White Grubs WG Seed Corn Maggots
 Armyworms AW Flea Beetles FB Foliar Disease-Rust
 Stalkborers SB Aphids A Foliar Disease-Fungi
 Wireworms WW Slugs S Corn Borer-% _____
 Spider Mites SM Leafhoppers LH Stunted plants

Root Damage Plants
 Insects Purplish
 Diseases Yellowish
 Nematodes Stunting

BioEnt – Early Season Survey

Gary Manley 269-273-7070 or 269-816-1080

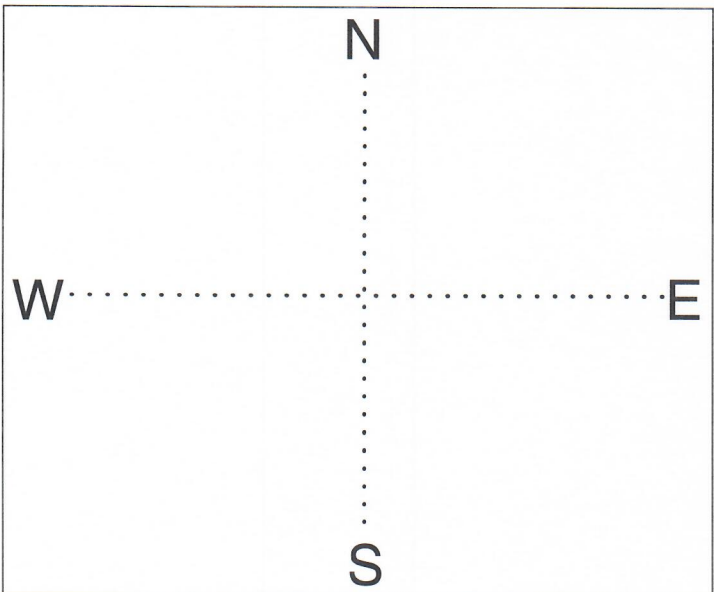
Seed Corn Corn Soybeans Wheat Green Beans Haygrass ^{switch} Date 9/8/2022
 Field Name/Number TR4 Grower MSU Growth Stage SEED
 General Appearance _____ Size 6-8' Variance _____ Leaf Color _____ Variance _____
 Plant Population _____ Soil Moisture 0-12 53/60 12-24 _____ 24+ _____ %AWC

Vigor: Good OK Poor General Spotty
 Stress: Heat Moisture Nitrogen General Spotty
 Stress-Chlorophyll: None Low High General Spotty
 Weed Control: Good OK Poor Spotty Dense Spots
 Grasses Broadleaves Perennials

ACTION:
 None Required
 Watch
 Yes, see comments

Comments:
~~Looks good~~
 Looks good

- | | |
|--|--|
| <input type="checkbox"/> Annual Grasses AG | <input type="checkbox"/> Pigweed RRP |
| <input type="checkbox"/> Foxtail F | <input type="checkbox"/> Horsenettle HN |
| <input type="checkbox"/> Panicum -Fall FP | <input type="checkbox"/> Bindweed -Field FBW |
| <input type="checkbox"/> Quack grass QG | <input type="checkbox"/> Bindweed -Hedge HBW |
| <input type="checkbox"/> Wirestem Muhly WM | <input type="checkbox"/> Smartweed -Penn. PSM |
| <input type="checkbox"/> Maretail MT | <input type="checkbox"/> Smart -Swamp SSM |
| <input type="checkbox"/> Crabgrass CG | <input type="checkbox"/> Dogbane -Hemp HDB |
| <input type="checkbox"/> Johnsongrass JG | <input type="checkbox"/> Lambsquarter LQU |
| <input type="checkbox"/> Shattercane SCA | <input type="checkbox"/> Ragweed CRAG |
| <input type="checkbox"/> Nutsedge NS | <input type="checkbox"/> Ragweed -Giant GRAG |
| <input type="checkbox"/> Winter Annuals WA | <input type="checkbox"/> Dock -Curly CD |
| <input type="checkbox"/> Chickweed CW | <input type="checkbox"/> Nightshade -Black BNS |
| <input type="checkbox"/> Biannuals WB | <input type="checkbox"/> Jimsonweed JW |
| <input type="checkbox"/> Cover Crop CC | <input type="checkbox"/> Canada Thistle CTH |
| <input type="checkbox"/> Velvetleaf VL | <input type="checkbox"/> Yellow Rocket YR |
| <input type="checkbox"/> Cocklebur CBUR | <input type="checkbox"/> Pokeweed PW |
| <input type="checkbox"/> Milkweed CM | <input type="checkbox"/> Wild Corn WC |



Germination No 1/4" Root Spike PE
 Emergence Breaking VC / V1
 Nutrient Deficiency Spots General _____
 Soil Compaction: Soil Surface:
 Spots General Hard Crusted
 Standing Water Small Spots Large Spots
 Herbicide damage Emergence stress
 Physiological Disorder in Corn Yellowish whorl
 Buggywip Stalk bending Twisted whorl
 Doubles _____ % Corn
 Density _____ Variance _____
 Growth _____ Variance _____
 Plant spacing _____ Variance _____
 Emergence _____ Variance _____
 Soil Temperature _____ 2"

- | | | |
|--|--|---|
| <input type="checkbox"/> Cutworms CW | <input type="checkbox"/> White Grubs WG | <input type="checkbox"/> Seed Corn Maggots |
| <input type="checkbox"/> Armyworms AW | <input type="checkbox"/> Flea Beetles FB | <input type="checkbox"/> Foliar Disease-Rust |
| <input type="checkbox"/> Stalkborers SB | <input type="checkbox"/> Aphids A | <input type="checkbox"/> Foliar Disease-Fungi |
| <input type="checkbox"/> Wireworms WW | <input type="checkbox"/> Slugs S | <input type="checkbox"/> Corn Borer-% _____ |
| <input type="checkbox"/> Spider Mites SM | <input type="checkbox"/> Leafhoppers LH | <input type="checkbox"/> Stunted plants |

- | | |
|--------------------------------------|------------------------------------|
| <input type="checkbox"/> Root Damage | <input type="checkbox"/> Plants |
| <input type="checkbox"/> Insects | <input type="checkbox"/> Purplish |
| <input type="checkbox"/> Diseases | <input type="checkbox"/> Yellowish |
| <input type="checkbox"/> Nematodes | <input type="checkbox"/> Stunting |