

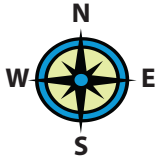
GLBRC Marginal Land Experiment (MLE): Michigan Central - Lake City

Lake City Experiment Station

Lake City, MI

44.2961, -85.1996








Location










Treatment Legend

Fertilized splitplot

ON +N

-  G5 Switchgrass
-  G6 Miscanthus
-  G7 Native Grasses
-  G8 Hybrid Poplar
-  G9 Early Successional
-  G10 Restored Prairie
-  G11 Historical Vegetation

Instrumentation Key

-  Weather station / logger
-  Rainout shelter
-  Data logger 1
-  Data logger 2
-  Data logger 3
-  Water profiler
-  Soil moisture/temperature probes
10, 25 cm

