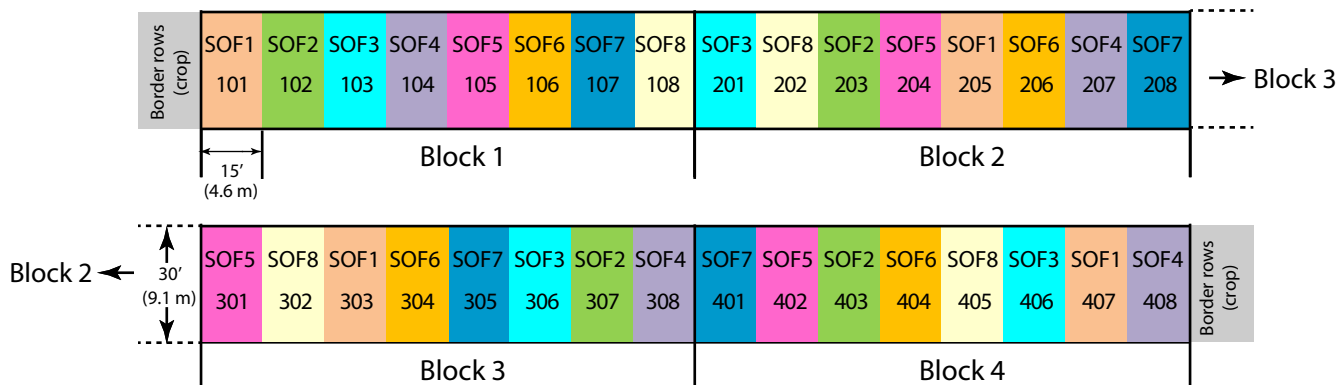


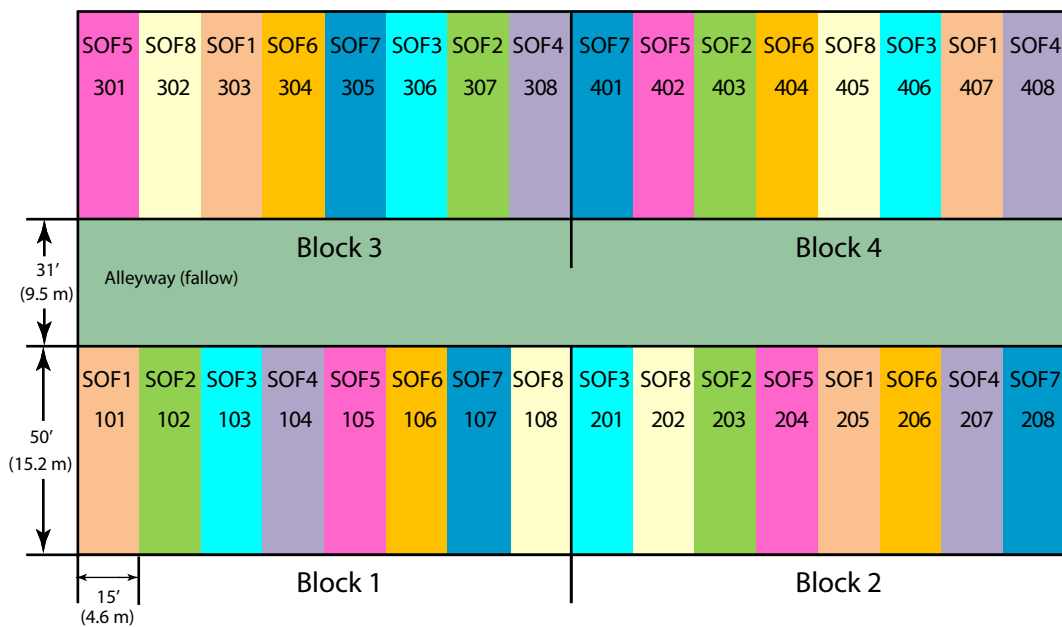


# KBS GLBRC Sorghum Nitrogen Rate Experiment

Location 1: Sorghum in even years; soybean in odd years



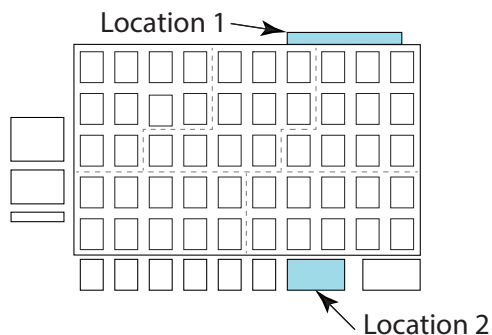
Location 2: Soybean in even years; sorghum in odd years



## Nitrogen Rate for Sorghum

	SOF1	SOF2	SOF3	SOF4	SOF5	SOF6	SOF7	SOF8
N(lb/a)	0	25	50	75	100	125	150	175
N(kg/ha)	0	28	56	84	112	140	168	196

## KBS GLBRC Intensive Field Site



Location 1 plots established in May 2024 with sorghum; each plot is 15' x 30' (4.6 m x 9.1 m).

Location 2 plots established in May 2024 with soybean; each plot is 15' x 50' (4.6 m x 15.2 m).